



M Steel Drum Utility Mixers

- Quality Utility Mixer perfect for batching concrete, mixing seed and feed as well as numerous industrial applications
- Quiet, heavy duty worm drive gearbox
- Convenient drum lock secures the drum in one-of-five positions
- Well-balanced tilt handle
- Tubular steel frame with maintenance-free bearing
- Sold with or without a 1/2 HP electric motor
- Dual mixing system utilizes a two piece replaceable blade system to create a more consistent mix
- Convenient on/off switch standard with motor
- Hand tow kit option available
- All mixers produce 1 batch per minute
- Drum opening of 15 1/4" (381mm), depth 24 3/4" (628.65mm)
- Discharge height of 20" or 22 3/4" with tow kit
- 3 cubic foot batch size, 5 1/2 cubic foot drum volume
- Overall dimension of 31 1/2" x 35 1/2" x 50" (drum facing down)
- 25 RPM drum rotation



Made in USA
With Global Materials

300DD Series - 300DD

EDI	Part#	Description	Weight
27955	300DD	300DD Mixer	184
27956	300DDTK	300DD, Hand Tow Kit	218
27957	300DDNP	300DD Mixer, No Power	170

Replacement Motor/Gearbox

EDI	Part#	Description
27962	27962	1/2 HP Motor + Gearbox

M Poly Drum Utility Mixers

- Quality Utility Mixer perfect for batching concrete, mixing seed and feed, as well as numerous industrial applications
- Quiet, heavy duty worm drive gearbox
- Convenient drum lock secures the drum in one-of-five positions
- Well-balanced tilt handle
- FDA / NSF / USDA approved non-stick polyethylene drum
- Tubular steel frame with maintenance-free bearing design
- Sold with or without a 1/2 HP electric motor
- Sturdy in-mold mixing blades
- Convenient on/off switch standard with motor
- Hand tow kit option available
- All mixers produce 1 batch per minute
- Drum opening of 15 1/4" (381mm), depth 24 3/4" (628.65mm)
- Discharge height of 20" or 22 3/4" with tow kit
- Three cubic foot batch size, 5 1/2 cubic foot drum volume
- Overall dimension of 31 1/2" x 35 1/2" x 50" (drum facing down)
- 25 RPM drum rotation



Made in USA
With Global Materials

300DD Series - 300DD-PL

EDI	Part#	Description	Weight
27958	300DD-PL	300DD-PL	185
27959	300DD-PLTK	300DD-PL, Hand Tow Kit	219
27960	300DD-PLNP	300DD-PL, No Power	171



M 300DD & 300DD-PL Hand Tow Kit

Made in USA
With Global Materials



M 300DD-PL Poly Liner & Disposable Lid

Made in USA
With Global Materials




300DD-PL Options

EDI	Part#	Description
27961	300DDTOWKIT	2 ³ / ₄ " W X 10" OD - Hand Tow Kit


EDI	Part#	Description
23684	MIX771-40257	3 cu. ft. Replacement Poly Liner
21684	MIX245007	Disposable Lid



FDA/NSF/USDA approved non-stick polyethylene drum




Well-balanced tilt handle




Heavy-duty gearbox



1/2 HP electric motor



Two-piece replaceable blade system



ON / OFF switch standard with electric motor

Specifications

Batch Size Dry Cubic Foot	Drum Volume Cubic Foot	Metal Drum Dimensions	Plastic Drum Dimensions	Drive	Tilt Mechanism
3	5 ¹ / ₂	24" dia. 15 ¹ / ₄ " opening 24 ³ / ₄ " depth	23" dia. 16 ³ / ₄ " opening 28" depth	Heavy Duty Gearbox	Tilt Handle

Frame Description	Tow Pole	Wheels & Tires	Overall Dimension L X W X H	Discharge Height	Power Options
1 ¹ / ₄ " Bent Tubing	1 ¹ / ₄ " Hand Tow	4 ⁴ / ₅ " X 12" Wheels	31 ¹ / ₂ " X 35 ¹ / ₂ " X 50"	20"	1/2 HP Electric