

Schluter®-DITRA-HEAT



INNOVATIVE SOLUTIONS FOR CERAMIC AND STONE TILE

ELECTRIC FLOOR WARMING SYSTEM WITH INTEGRATED UNCOUPLING TECHNOLOGY

Application and Function

6.4 Schluter®-DITRA-HEAT and DITRA-HEAT-DUO integrate customizable, comfortable electric floor warming with the functions of DITRA: uncoupling, waterproofing, vapor management and support to ensure a long lasting installation. DITRA-HEAT-DUO features an integrated thermal break to reduce impact sound transmission through floor-ceiling assemblies, reduce heat loss to the substrate, and improve floor warming response time.

Floor Warming

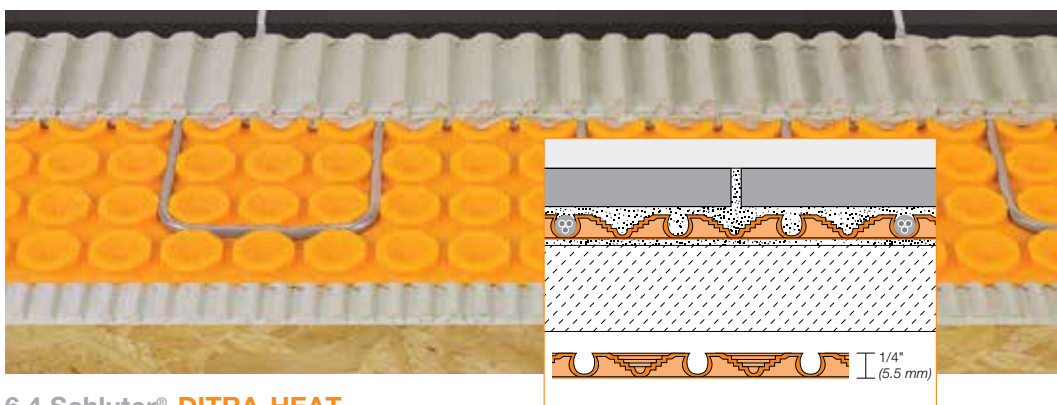
DITRA-HEAT and DITRA-HEAT-DUO combine the flexibility of loose heating cables with the ease of installation of mat systems. Cables can be placed wherever heat is desired, without creating height differences in the floor. Self-leveling compounds are not required to encapsulate the cables, significantly reducing installation time and effort.

Sound Control

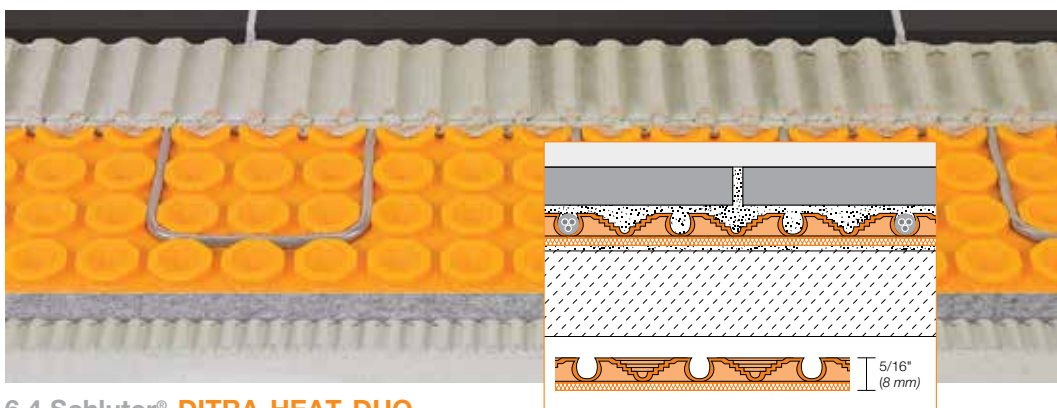
Controlling impact sound transmission through floor-ceiling assemblies in multi-story construction can present challenges, particularly when ceramic and stone tiles are used. Sound control materials tend to be compressible and not all provide adequate support for tile covering in thin-set applications. DITRA-HEAT-DUO reduces sound transmission, while supporting the covering to ensure a lasting installation.

Uncoupling

Tile has been successfully installed for thousands of years by incorporating an uncoupling layer, or forgiving shear interface, within the tile assembly. DITRA-HEAT and DITRA-HEAT-DUO provide uncoupling through their geometric configuration, which allows for in-plane movement that effectively neutralizes the differential movement stresses between the substrate and the tile, thus eliminating the major cause of cracking and delaminating of the tiled surface.



6.4 Schluter®-DITRA-HEAT



6.4 Schluter®-DITRA-HEAT-DUO

Waterproofing

DITRA-HEAT and DITRA-HEAT-DUO provide reliable waterproofing. Their polypropylene composition protects the substrate from moisture penetration, which is particularly important in today's building environment where most substrates are moisture-sensitive.

Vapor Management

The free space on the underside of DITRA-HEAT and DITRA-HEAT-DUO provide a route for excess moisture and vapor to escape from the substrate that could otherwise cause damage to the tile covering above. Thus, DITRA-HEAT and DITRA-HEAT-DUO effectively manage moisture beneath the tile covering.

Support/load distribution

When placed on a solid foundation, columns or pillars can support tremendous loads. The same physical principle applies to DITRA-HEAT and DITRA-HEAT-DUO installations. Column-like mortar structures are formed in and between the studs on the surface of the matting. Loads are transferred from the tile covering through these column-like mortar structures to the substrate. Since DITRA-HEAT and DITRA-HEAT-DUO are virtually incompressible within the tile assembly, the advantages of uncoupling are achieved without sacrificing point load distribution capabilities.



Material Properties and Areas of Application

DITRA-HEAT is a polypropylene membrane with a cut-back stud structure and an anchoring fleece laminated to the underside. The thickness of the mat, including the stud structure is 1/4" (5.5 mm). DITRA-HEAT-DUO is a polypropylene membrane with a cut-back stud structure and a thermal break anchoring fleece laminated to the underside. The thickness of the mat, including the stud structure and thermal break fleece is 5/16" (8 mm). Polypropylene is not UV-stable in the long term; the product must not be stored in places with prolonged exposure to direct sunlight.

The DITRA-HEAT and DITRA-HEAT-DUO mattings do not rot and are inert, non-toxic, and physiologically safe. The material is highly resistant to solutions containing salts, acids, and alkalis, as well as many organic solvents, alcohols, and oils. Resistance to specific stresses can be provided if concentration, temperature, and exposure time are known. DITRA-HEAT and DITRA-HEAT-DUO are waterproof and minimize the transmission of vapor.

Schluter®-DITRA-HEAT-DUO offers the same functions as the Schluter®-DITRA-HEAT membrane, but also features an integrated thermal break in the form of a thicker bonding fleece. The thermal break reduces impact sound transmission through floor-ceiling assemblies, reduces heat loss to the substrate, and improves the floor warming response time at the standard three stud cable spacing.

When tested according to ASTM E2179, an assembly of DITRA-HEAT-DUO and 12" x 12" porcelain tile installed and grouted with cement-based setting materials produced an increase in impact insulation class (Δ IIC) of 20 to a concrete slab floor-ceiling assembly (Test Report NGC 7016078). The same basic assembly tested according to ASTM C627 reached a classification of "Light" in accordance with the "TCNA Handbook for Ceramic, Glass, and Stone Tile Installation," defined as suitable for "light commercial use in office space, reception areas, kitchens, and bathrooms" (Test Report TCNA-455-15 Test #1).

In laboratory testing, DITRA-HEAT-DUO reduced floor warming response time from 68°F (20°C) to 78°F (25.5°C) by approximately 80% (90 minutes) compared to DITRA-HEAT over a concrete substrate. Wood substrates act as insulators and typically do not pose the same challenges as concrete substrates. In the same laboratory testing, DITRA-HEAT-DUO only reduced floor warming response time from 68°F (20°C) to 78°F (25.5°C) by approximately 20% (5 minutes) compared to DITRA-HEAT over a plywood substrate. Schluter®-DITRA-HEAT-E-HK heating cables were spaced at

three studs in all of the above tests. Results above are based upon laboratory testing. Actual results may vary depending on various factors, including concrete substrate thickness, concrete substrate temperature, room temperature, heat losses, etc.

DITRA-HEAT and DITRA-HEAT-DUO have been evaluated according to the "Standard Method for the Testing and Evaluation of Volatile Organic Chemical Emissions from Indoor Sources Using Environmental Chambers, Version 1.1" for California Specification 01350 and found to comply with the VOC requirements. California Specification 01350 is referenced by various green building standards and rating systems.

DITRA-HEAT-E-HK are twisted pair heating cables designed for integration with the DITRA-HEAT and DITRA-HEAT-DUO uncoupling membranes in interior floor warming applications. The cables can be installed without returning to the thermostat and produce virtually zero electromagnetic fields.

DITRA-HEAT-E-WiFi/-RT/-R are digital thermostats to control the DITRA-HEAT-E-HK heating cables (either 120 V or 240 V). The thermostats feature a built-in Class A ground fault circuit interrupter (GFCI) with indicator light. The DITRA-HEAT-E-WiFi programmable WiFi thermostat features LCD touchscreen controls and comes with a pre-set schedule, but may be adjusted to fit any schedule. When connected to WiFi, the thermostat provides convenient monitoring and adjustment of the floor warming system via the web or mobile app. The DITRA-HEAT-E-RT programmable thermostat features LCD touchscreen controls and comes with a pre-set schedule, but may be adjusted to fit any schedule. The DITRA-HEAT-E-R non-programmable version features a simple on/off function. Multiple heating cables may be connected to the thermostats, up to the total heating load limit of 15 amps. The DITRA-HEAT-E-RR power module may be used in conjunction with the DITRA-HEAT-E-RT/-R thermostats when the heating load exceeds 15 amps (e.g., in large floor applications). A floor temperature sensor is included.

Two floor temperature sensors are provided – one with the DITRA-HEAT-E-WiFi/-RT/-R thermostats and one with the DITRA-HEAT-E-HK heating cables. Both floor temperature sensors are installed within the tile assembly. One sensor is connected to the thermostat, while the other sensor is stored in the thermostat electrical box, but not connected to the thermostat. The second sensor can easily be connected to the thermostat to replace the first sensor in case of damage.

Suitable Substrates

Wood

All wood materials, including OSB, plywood, and framing members, are subject to expansion,

contraction, bending, and deflection as a result of changes in moisture content and loading. Further, these deformations fluctuate over the life of the building structure.

Concrete

There are various challenges associated with the installation of hard surface coverings on concrete substrates. To begin, the coefficient of thermal expansion of concrete is close to twice that of ceramic tile. Additionally, tile contractors are often expected to install tile over young concrete (concrete cured less than 28 days). However, rigid surface coverings installed over young concrete are susceptible to damage as a result of shrinkage during curing. Pre-stressed/post-tensioned concrete slabs are also commonplace in today's construction environment. Although pre-stressing is used to help control deflections in concrete structures, these slabs are still subject to deformations caused by changes in moisture, temperature, and loading. Many concrete slabs on or below grade are subject to moisture migration, which can be problematic. Furthermore, these structures experience the same deformations as stated above.

Gypsum

Bonding ceramic or stone tiles directly to gypsum concrete substrates is generally considered questionable or not recommended. The challenges associated with gypsum-based underlayments include the requirement of an extended drying period before installing tile and continued sensitivity to the reintroduction of moisture throughout the life of the installation. In addition, since the coefficient of thermal expansion of gypsum concrete is substantially greater than that of ceramic tile, shear stresses caused by temperature fluctuations can result in delamination or cracking of the tile covering.

Note: DITRA-HEAT and DITRA-HEAT-DUO may be installed over existing vinyl floors (no cushioned or perimeter bonded vinyl). However, various steps must be taken to ensure a successful installation. Please refer to the Schluter®-DITRA-HEAT Installation Handbook for details.

Installation

For complete installation guidelines and warranty criteria, please contact Schluter-Systems (USA: 800-472-4588; Canada: 800-667-8746) to receive a copy of the Schluter®-DITRA-HEAT Installation Handbook. To download a PDF version of the handbook or to view the installation video online, please visit www.schluter.com.

All substrates must be clean, even, and load bearing. Bond inhibiting surfaces must be removed prior to the application of DITRA-HEAT and DITRA-HEAT-DUO.



Note: Type, thickness, and format of the tile or stone surface covering must be suitable for the intended application. Minimum tile format is 2" x 2" (5 cm x 5 cm).

Due to airspace within the assembly, tile or stone coverings installed over DITRA-HEAT-DUO membranes may have a hollow sound when they are walked upon with hard shoes or tapped with a hard object.

Movement Joints

DITRA-HEAT and DITRA-HEAT-DUO do not eliminate the need for movement joints, including perimeter joints, within the tiled surface. Please refer to the Schluter®-DITRA-HEAT Installation Handbook for movement joint placement guidelines.

Wood Underlayment

In some applications, adding a layer of plywood or OSB before installing DITRA-HEAT or DITRA-HEAT-DUO and the ceramic or stone tile covering is required to reduce deflection and curvature of the sheathing between the joists. Please refer to the Schluter®-DITRA-HEAT Installation Handbook for plywood/OSB underlayment installation guidelines.

Thin-Set Facts

Schluter®-Systems offers thin-set mortars designed for use with Schluter® membranes and boards. All Schluter®-Systems' thin-set mortars, including the ALL-SET™ and FAST-SET™ modified varieties, can be used to set tile over Schluter®-DITRA, DITRA-HEAT, KERDI, KERDI-BOARD non absorptive substrates. If Schluter® thin-set mortars are not used, we require unmodified thin-set mortar when setting ceramic or porcelain tile over DITRA-HEAT.

Question: Can ceramic tile, including porcelain tile, be set on DITRA-HEAT or DITRA-HEAT-DUO with unmodified thin-set mortar?

Answer: YES. In fact, we recommend it.

Here's why: Portland cement-based unmodified thin-set mortars are dependent upon the presence of moisture for hydration in order to gain strength. Since DITRA-HEAT and DITRA-HEAT-DUO are impervious, they do not deprive the mortar of its moisture. This allows the cement to properly hydrate, resulting in a strong, dense bond coat. In fact, after the mortar has reached final set (usually within 24 hours), unmodified thin-set mortars achieve higher strengths when cured in continually moist conditions.

Question: Can ceramic tile, including porcelain tile, be set on DITRA-HEAT and DITRA-HEAT-DUO with latex-modified thin-set mortar?

Answer: In general, we DON'T recommend it.

Here's why: Latex-modified mortars must dry for the polymers to coalesce and form a hard film in order to gain strength. When sandwiched between two impervious materials such as DITRA-HEAT or DITRA-HEAT-DUO and ceramic tile, including porcelain tile, drying takes place very slowly through the open joints in the tile covering. [According to the TCNA Handbook for Ceramic, Glass, and Stone Tile Installation, this drying period can fluctuate from 14 days to over 60 days, depending on the geographic location, the climatic conditions, etc.]. Therefore, extended cure times could be required before grouting if using modified thin-set mortars between DITRA-HEAT or DITRA-HEAT-DUO and ceramic tile, including porcelain tile. If extended cure times were not observed, the results could be unpredictable.

Question: Can Schluter ALL-SET™ and Schluter FAST-SET™ modified thin-set mortars be used to set tile over Schluter boards and membranes?

Answer: Yes. All Schluter® thin-set mortars, including the ALL-SET™ and FAST-SET™ modified varieties can be used to set tile over DITRA, DITRA-HEAT, KERDI, KERDI-BOARD non absorptive substrates.

Question: How is this possible?

Answer: The key is predictability. Schluter Systems' modified thin-set mortars have been specifically formulated to set and gain strength in a timeframe that fits typical installation practice, even when sandwiched between Schluter® membranes or boards and porcelain tile. The proportions of cement, water-retention agents, polymers, and other components in the mixtures were balanced to ensure that extended dry times are not required. This was validated through both laboratory and practical testing. Now, the installer can select from either unmodified or modified thin-set mortar to install tiles within our systems according to his or her preference.

Question: Why did Schluter Systems change its position on thin-set mortar?

Answer: We haven't changed our position on thin-set mortar use within our systems. Developing our own setting materials has given us the ability to guarantee consistently positive results. And since we control the formulas, we can be sure no changes will be made that have a negative impact on setting times and strength gain in these environments.

Question: Does this mean I can use other manufacturers' modified thin-set mortars to install tile over Schluter boards and membranes?

Answer: No. Our position on thin-set mortar use within our systems in general has not changed. We have no control over the formulation of other

manufacturers' products and therefore cannot guarantee consistently positive results with their modified thin-set mortars.

Question: Can I still use other manufacturers' unmodified thin-set mortars to install tile over Schluter boards and membranes?

Answer: Yes. We still warrant the use of unmodified thin-set mortar meeting ANSI A118.1 to install tile within our systems because we have confidence in the performance of this product category. This is based on the science of cement hydration and years of positive testing and field experience.

Please note, if Schluter® thin-set mortars are used with Schluter membranes an extended system warranty is available.

Additional Notes:

Remember, the type of mortar used to apply DITRA-HEAT or DITRA-HEAT-DUO depends on the type of substrate. The mortar must bond to the substrate and mechanically anchor the fleece on the underside of the matting. For example, bonding DITRA-HEAT or DITRA-HEAT-DUO to wood requires latex-modified thin-set mortar. Additionally, all mortars (modified and unmodified) have an acceptable temperature range that must be observed during application and curing.

Pre-mixed thin-set mortars and mastics are not suitable for use in conjunction with DITRA-HEAT and DITRA-HEAT-DUO.



Testing and Certifications

Uncoupling Membrane

The method used to establish the overall performance of a tile assembly under loading is the ASTM C627 “Standard Test Method for Evaluating Ceramic Floor Tile Installation Systems Using the Robinson Type Floor Tester.” The assembly is tested in cycles using a loaded, revolving carriage. Load, wheel hardness, and number of revolutions vary with each cycle. Once a specified level of damage is exceeded, the test is stopped. The TCNA Handbook for Ceramic, Glass, and Stone Tile Installation assigns performance levels to an assembly based on the number of cycles successfully completed. The ratings include residential, light, moderate, heavy, and extra heavy, in order of improving performance.

Report Number	Substrate	Joist Spacing	Tile	Rating
Schluter®-DITRA-HEAT				
TCNA-415-13	OSB	19.2" o.c.	12" x 12" porcelain	Extra Heavy
TCNA-415-13	OSB	24" o.c.	12" x 12" carrara marble	Light
TTMAC-UFT09-2013	Concrete	N/A	12" x 12" porcelain	Moderate
TCNA-415-13	Concrete	N/A	2" x 2" porcelain	Light
Schluter®-DITRA-HEAT-DUO				
TCNA-455-15 (1)	Concrete	N/A	12" x 12" porcelain	Light
TCNA-455-15 (2)	Concrete	N/A	2" x 2" porcelain	Residential
TNCA-455-15 (3)	Concrete	N/A	12" x 12" marble	Light
TCNA-455-15 (4)	Plywood	19.2" o.c.	12" x 12" porcelain	Light

Assembly Notes:

1. All plywood and OSB subfloors were 23/32" (3/4" nom.) -thick; 11/32" (3/8" nom.)-thick OSB underlayment added for carrara marble test
2. Modified thin-set mortar (ANSI A118.11) to bond membrane to plywood and OSB.
3. Unmodified thin-set mortar (ANSI A118.1) to bond membrane to concrete
4. Unmodified thin-set mortar (ANSI A118.1) to bond tile to membrane
5. High Performance Cement Grout (ANSI A118.7)

Waterproofing

DITRA-HEAT and DITRA-HEAT-DUO matting provide reliable waterproofing in interior applications. The products have been found to meet or exceed the requirements of the American National Standard Specifications for Load Bearing, Bonded, Waterproof Membranes for Thin-set Ceramic Tile and Dimension Stone Installation A118.10.

DITRA-HEAT:

- ICC-ES Report No. ESR-2467
- ICC-ES PMG Report No. PMG-1204
- DITRA-HEAT: U.S. Pat. No. 8,950,141, and U.S. DES. PAT. No. D706459 Canada © Schluter Systems L.P. and other patents pending

DITRA-HEAT-DUO:

- ICC-ES Report No. ESR-2467
- ICC-ES PMG Report No. PMG-1204
- Patent pending

The product has been found to meet or exceed the requirements of the American National Specifications for Bonded Sound Reduction Membranes for Thin-Set Ceramic Tile Installation A118.13.

Sound control

DITRA-HEAT-DUO reduces impact sound transmission through floor-ceiling assemblies and supports the covering to ensure a lasting installation.

Report Number	Test	Substrate	Tile	Results
Schluter®-DITRA-HEAT-DUO				
NGC 7016078	ASTM E2179	Concrete	12" x 12" porcelain	Δ IIC = 20
IN17-007	ASTM E492	Concrete*	12" x 12" porcelain	IIC = 50

*8" -thick slab, no ceiling below

DITRA-HEAT-DUO has been found to meet or exceed the requirements of the American National Specifications of Bonded Sound Reduction Membranes for Thin-Set Ceramic Tile Installation A118.13.

IIC

Impact Insulation Class (IIC) is a rating that characterizes the levels of impact noise transmitted through different floor-ceiling assemblies. It can be used by architects, builders, and specification and code authorities for acoustical design purposes in building constructions. The rating increases as the impact sound attenuation of the floor-ceiling assembly increases.

IIC is determined according to ASTM E492 and ASTM E989. The ASTM E492 test method is a laboratory measurement of impact sound transmission through floor-ceiling assemblies using a standardized tapping machine. The results from this test are then used to calculate a single-number rating per ASTM E989 that is called impact insulation class.

Delta IIC
Delta Impact Insulation Class (ΔIIC) is a rating that characterizes the reduction in impact noise transmitted through a concrete floor by the addition of a floor-covering assembly. It can be used to compare the effectiveness of different floor-coverings over concrete and help select different products and/or systems for acoustical design purposes in building constructions.

ΔIIC is determined according to ASTM E2179. A floor-covering assembly is installed over a standard concrete slab and the IIC of the entire assembly is determined per ASTM E492 and ASTM E989 as explained above. The ΔIIC rating is obtained by subtracting 28 (the IIC of the concrete slab) from the IIC of the entire assembly.

Vapor Management

The free space under the DITRA-HEAT and DITRA-HEAT-DUO mattings allow the substrate to breathe, while the material composition provides for a very low water vapor permeance, which prevents any significant vapor intrusion in the tile assembly from below.

Product	Test Method	Performance
Schluter®-DITRA-HEAT	ASTM E96*	0.21 perms
Schluter®-DITRA-HEAT-DUO		0.48 perms

*Using the water method at 73°F (23°C) and 50% RH

DITRA-HEAT and DITRA-HEAT-DUO effectively manage vapor and prevent damage to the tile covering as a result.

Heating Cables

The DITRA-HEAT-E-HK heating cables sets are certified or listed to the following standards and usage:

- CAN/CSA-C22.2 No. 130-03 "Requirements for Electrical Resistance Heating Cables and Heating Device Sets" under usage markings GXW for general use (G) with a wet rating (W), but specifically (X) for floor embedded indoor floor warming applications.

For products bearing the cCSAus certification mark:

- UL 1673 "Electric Space Heating Cables" for installation in poured masonry floors within enclosed structures.

For products bearing the cULus certification mark:

- UL 1683 "Outline of investigation for Electric Heating Products For Installation Under Floor Coverings"

Thermostat

DITRA-HEAT-E-WiFi thermostat WiFi radio chip authorized by the FCC (USA) and IC (Canada) under the following numbers:

- FCC ID.....AZY-HF-LPT200
- IC ID.....12243A-HFLPT2001

The DITRA-HEAT-E-WiFi/-RT/-R digital thermostats are UL listed according to the following standards:

- UL 60730-1 "Automatic Electrical Controls for Household and Similar Use – Part 1: General Requirements"
- UL 60730-2-9 "Automatic Electrical Controls for Household and Similar Use – Part 2-9: Particular Requirements for Temperature Sensing Controls"
- CSA E60730-1:13 "Automatic Electrical Controls for Household and Similar Use – Part 1: General Requirements"
- CSA E60730-2-9 "Automatic Electrical Controls for Household and Similar Use – Part 2-9: Particular Requirements for Temperature Sensing Controls"
- UL 943 4th ed. "Ground-Fault Circuit Interrupters"
- CSA C22.2 No. 144.1-06 "Ground-Fault Circuit Interrupters"

Power Module

The DITRA-HEAT-E-RR power module is certified or listed to the following standards:

- Listed to UL 60730-1/ UL 60730-2-9 (Thermostat); 943 4th edition (GFCI)
- Certified to CSA E60730-1/ CSA E60730-2-9 (Thermostat); C22.2 No. 144.4-06 (GFCI)

Product Item Numbers



6.4 Schluter®-DITRA-HEAT		Uncoupling and waterproofing membrane
Item No.	Item	Dimensions
DH5 12M	Roll	3' 3" x 41' 1" = 134.5 ft ² (1 m x 12.5 m = 12.5 m ²)
DH5 MA	Sheet	3' 3" x 2' 7" = 8.6 ft ² (1 m x 0.8 m = 0.8 m ²)

U.S. Pat. No. 8,950,141, and U.S. DES. PAT. No. D706459
Canada © Schluter Systems L.P. and other patents pending.



6.4 Schluter®-DITRA-HEAT-DUO		Uncoupling and waterproofing membrane with thermal break
Item No.	Item	Dimensions
DHD810M	Roll	3' 3" x 33' = 108 ft ² (1 m x 10 m = 10 m ²)
DHD8MA	Sheet	3' 3" x 2' 7" = 8.6 ft ² (1 m x 0.8 m = 0.8 m ²)

Patent pending



6.4 Schluter®-DITRA-HEAT-E-HK Heating Cable

Item No.	Heating Cable Length		Area Covered per Cable Spacing				Total Power (W)	Avg. Power per Unit Area per Cable Spacing				Current (Amps)
			Regular 3 Stud		Alternating 3-2 Stud			Regular 3 Stud		Alternating 3-2 Stud		
	(ft)	(m)	(ft²)	(m²)	(ft²)	(m²)	(Watts/ft²)	(Watts/m²)	(Watts/ft²)	(Watts/m²)		
Heating Cable (120 V)												
DHE HK 120 11	35.3	10.8	10.7	1.0	8.9	0.8	135	12.6	136	15.2	164	1.1
DHE HK 120 16	52.9	16.1	16.0	1.5	13.3	1.2	203	12.7	136	15.2	164	1.7
DHE HK 120 21	70.5	21.5	21.3	2.0	17.8	1.7	270	12.7	136	15.2	164	2.3
DHE HK 120 27	88.2	26.9	26.7	2.5	22.2	2.1	338	12.7	136	15.2	164	2.8
DHE HK 120 32	105.8	32.2	32.0	3.0	26.7	2.5	405	12.7	136	15.2	164	3.4
DHE HK 120 38	124.1	37.8	37.5	3.5	31.3	2.9	475	12.7	136	15.2	164	4.0
DHE HK 120 43	141.1	43.0	42.7	4.0	35.6	3.3	540	12.7	136	15.2	164	4.5
DHE HK 120 51	169.8	51.8	51.4	4.8	42.8	4.0	650	12.7	136	15.2	164	5.4
DHE HK 120 64	212.9	64.9	64.4	6.0	53.7	5.0	815	12.7	136	15.2	164	6.8
DHE HK 120 73	240.2	73.2	72.7	6.8	60.6	5.6	920	12.7	136	15.2	164	7.7
DHE HK 120 83	275.5	84.0	83.3	7.7	69.4	6.5	1055	12.7	136	15.2	164	8.8
DHE HK 120 92	303.0	92.4	91.7	8.5	76.4	7.1	1160	12.7	136	15.2	164	9.7
DHE HK 120 102	336.9	102.7	101.9	9.5	84.9	7.9	1290	12.7	136	15.2	164	10.7
DHE HK 120 113	372.2	113.4	112.6	10.5	93.8	8.7	1425	12.7	136	15.2	164	11.9
DHE HK 120 134	444.0	135.3	134.3	12.5	111.9	10.4	1700	12.7	136	15.2	164	14.2
Heating Cable (240 V)												
DHE HK 240 11	35.3	10.8	10.7	1.0	8.9	0.8	135	12.6	136	15.2	164	0.6
DHE HK 240 16	53.1	16.2	16.1	1.5	13.4	1.2	203	12.6	136	15.2	164	0.8
DHE HK 240 21	70.6	21.5	21.4	2.0	17.8	1.7	270	12.7	136	15.2	164	1.1
DHE HK 240 27	88.2	26.9	26.7	2.5	22.2	2.1	338	12.7	136	15.2	164	1.4
DHE HK 240 32	105.8	32.2	32.0	3.0	26.7	2.5	405	12.7	136	15.2	164	1.7
DHE HK 240 38	124.1	37.8	37.5	3.5	31.3	2.9	475	12.7	136	15.2	164	2.0
DHE HK 240 43	141.0	43.0	42.6	4.0	35.5	3.3	540	12.7	136	15.2	164	2.3
DHE HK 240 53	176.3	53.7	53.3	5.0	44.4	4.1	675	12.7	136	15.2	164	2.8
DHE HK 240 64	211.6	64.5	64.0	5.9	53.3	5.0	810	12.7	136	15.2	164	3.4
DHE HK 240 75	248.2	75.7	75.1	7.0	62.6	5.8	950	12.7	136	15.2	164	4.0
DHE HK 240 85	282.1	86.0	85.3	7.9	71.1	6.6	1080	12.7	136	15.2	164	4.5
DHE HK 240 103	339.4	103.4	102.7	9.5	85.6	7.9	1300	12.7	136	15.2	164	5.4
DHE HK 240 129	425.8	129.8	128.8	12.0	107.3	10.0	1630	12.7	136	15.2	164	6.8
DHE HK 240 145	480.5	146.5	145.3	13.5	121.1	11.3	1840	12.7	136	15.2	164	7.7
DHE HK 240 167	551.0	167.9	166.7	15.5	138.9	12.9	2110	12.7	136	15.2	164	8.8
DHE HK 240 183	605.9	184.7	183.3	17.0	152.7	14.2	2320	12.7	136	15.2	164	9.7
DHE HK 240 204	673.8	205.4	203.8	18.9	169.9	15.8	2580	12.7	136	15.2	164	10.7
DHE HK 240 225	744.4	226.9	225.2	20.9	187.7	17.4	2850	12.7	136	15.2	164	11.9

Schluter®-DITRA-HEAT-E-HK-RK Heating Cable Repair Kit and Schluter®-DITRA-HEAT-E-HK-SK Heating Cable Splice Kit

Schluter®-DITRA-HEAT-E-HK-RK is a repair kit for DITRA-HEAT-E-HK heating cables. The kit contains all the material to replace one section of heating cable (gray section) up to 10" (25 cm) long or less in the event of damage, such as cuts by other trades during installation.

Schluter®-DITRA-HEAT-E-HK-SK is a splice kit for DITRA-HEAT-E-HK heating cables. The kit contains all the material to replace one factory splice of the heating cable.

Please contact Customer Service for ordering information.

WARNINGS

Do not use either the repair kit or the splice kit to splice different heating cables together. The kits are only intended for making repairs to a single DITRA-HEAT-E-HK heating cable.

Repairs must only be made by a qualified electrician and in accordance with the Schluter®-DITRA-HEAT Repair Procedure, the National Electric Code (USA) or Canadian Electric Code Part I (CAN) and all applicable local electrical and building codes. Failure to follow these Repair Procedure instructions and applicable codes may result in personal injury or property damage or failure of the repair or splice.

Never cut the heating cable. The heating cable cannot be shortened or altered to fit. This could change the cable resistance and could lead to a fire.

DISCLAIMER:

Any deviation from the Schluter®-DITRA-HEAT Installation Handbook during initial installation (including but not limited to damage to the Schluter®-DITRA-HEAT-E-HK heating cables) has voided the Schluter®-DITRA-HEAT Limited System Warranty and other applicable warranty coverage. WARRANTY COVERAGE IS NOT REINSTATED UPON REPAIR OF THE HEATING CABLE.

Schluter Systems is not responsible or liable under any circumstances for determining the suitability of a Repair Kit or Splice Kit for the Owner's intended purpose.

TO THE EXTENT PERMITTED BY LAW, SCHLUTER SYSTEMS DISCLAIMS ANY AND ALL WARRANTIES, REPRESENTATIONS OR CONDITIONS, EXPRESSED OR IMPLIED, INCLUDING BUT NOT LIMITED TO THE IMPLIED WARRANTIES OF MERCHANTABILITY AND FITNESS FOR A PARTICULAR PURPOSE, AND ANY AND ALL LIABILITY ARISING FROM REPAIR SERVICES PROVIDED BY AN ELECTRICIAN.

It is recommended that prior to commencing a repair, any known deviations from the Schluter®-DITRA-HEAT Installation Handbook and/or applicable codes be corrected.




6.4 Schluter®-DITRA-HEAT-E-WiFi/-RT/-R Digital thermostats with remote floor temperature sensors

Item No.	Description
DHE RT 104/BW	WiFi and touchscreen programmable thermostat in white with floor temperature sensor
DHE RT 102/BW	Touchscreen programmable thermostat in white with floor temperature sensor
DHE RT 103/BW	Non-programmable thermostat in white with floor temperature sensor




6.4 Schluter®-DITRA-HEAT-E-RR Power module

Item No.	Description
DHE RR 1/BW	Power module for use with DHE RT thermostats



6.4 Schluter®-DITRA-HEAT-E-KIT

Item No.	DHE K 120 40	DHE K 120 56
Matting	5 sheets – 43.1 ft ² (4.0 m ²)	7 sheets – 60.3 ft ² (5.6 m ²)
Heating cable	88' 3" – 26.7 ft ² (26.9 m – 2.5 m ²)	124' 0" – 37.5 ft ² (37.8 m – 3.5 m ²)
Thermostat	1 – white, Wi-Fi touchscreen programmable	1 – white, Wi-Fi touchscreen programmable



6.4 Schluter®-DITRA-HEAT-E-KIT

Item No.	DHE K RT 120 40	DHE K RT 120 56
Matting	5 sheets – 43.1 ft ² (4.0 m ²)	7 sheets – 60.3 ft ² (5.6 m ²)
Heating cable	88' 3" – 26.7 ft ² (26.9 m – 2.5 m ²)	124' 0" – 37.5 ft ² (37.8 m – 3.5 m ²)
Thermostat	1 – white, programmable touchscreen	1 – white, programmable touchscreen




8.1 Schluter®-KERDI-BAND Waterproofing strips

Item No.	Width	Length	Thickness
KEBA 100/125/5M	5" – 12.5 cm	16' 5" – 5 m	4 mil
KEBA 100/125/10M	5" – 12.5 cm	33' – 10 m	4 mil
KEBA 100/185/5M	7-1/4" – 18.5 cm	16' 5" – 5 m	4 mil
KEBA 100/250/5M	10" – 25 cm	16' 5" – 5 m	4 mil
KEBA 100/125	5" – 12.5 cm	98' 5" – 30 m	4 mil
KEBA 100/185	7-1/4" – 18.5 cm	98' 5" – 30 m	4 mil
KEBA 100/250	10" – 25 cm	98' 5" – 30 m	4 mil



8.1 Schluter®-KERDI-FLEX Waterproofing strips for use above movement joints

Item No.	Width	Length	Thickness
FLEX 125/5M	5" – 12.5 cm	16' 5" – 5 m	12 mil
FLEX 250/5M	10" – 25 cm	16' 5" – 5 m	12 mil
FLEX 125/30	5" – 12.5 cm	98' 5" – 30 m	12 mil
FLEX 250/30	10" – 25 cm	98' 5" – 30 m	12 mil



8.1 Schluter®-KERDI-KERECK-F Waterproofing corners



Item No.	Thickness	Packaging
KERECK / FI 2	4 mil	2 Inside corners
KERECK / FI 10	4 mil	10 Inside corners
KERECK / FA 2	4 mil	2 Outside corners
KERECK / FA 10	4 mil	10 Outside corners



8.3 Schluter®-KERDI-FIX Adhesive/sealant

Item No.	Description
KERDIFIX / <i>color*</i>	Cartridge - 9.81 oz (290 ml)
KERDIFIX 100 G	Tube - 3.38 oz (100 ml)

***Color Codes**

 **BW**
Bright white
  **G**
Grey

To complete the item number, add the *color* code (e.g., KERDIFIX / **BW**).



Schluter®-DITRA-ROLLER Used to embed uncoupling membranes in the bond coat

Item No.	Width
DIRO	14-1/2" (37 cm)



Schluter®-DITRA-HEAT/-DITRA-XL-TROWEL Trowel

Item No.	Notch Size	Packaging
TRL-DHXL	1/4" x 1/4" (6 mm x 6 mm)	1 unit
TRL-DHXL6	1/4" x 1/4" (6 mm x 6 mm)	6 units



Schluter®-DITRA-HEAT System 15-Year Limited Warranty

LIMITED WARRANTY COVERAGE: Subject to the conditions and limitations as stated in this **Schluter®-DITRA-HEAT System 15-Year Limited Warranty** (the “**Limited Warranty**”), Schluter Systems warrants that its Schluter®-DITRA-HEAT System (defined hereafter) will be free from manufacturing defects and will perform as described in the Schluter®-DITRA-HEAT Installation Handbook and Schluter®-DITRA-HEAT Technical Data Sheet (collectively, the “**Written Materials**”¹) for a period of fifteen (15) years from the date of purchase when installed and used in accordance with the terms and conditions of the Written Materials and industry standard guidelines that are not in conflict with the Written Materials in effect at the time of installation.

In order to receive coverage under this Limited Warranty, the Owner (defined hereafter) must complete and submit the warranty registration card and completed heating cable tests log to Schluter Systems online at https://www.schluter.com/schluter-us/en_US/registerwarranty or via mail at the address provided hereafter within fourteen (14) days of installation. It is an installation requirement that the heating cable tests log be completed by the installer at the time of installation with a copy submitted to Schluter Systems; it is recommended that the Owner retain the original logs. The heating cable tests log must include results for the following tests: “Test 1: Conductor Resistance,” “Test 2: Conductor and Ground Braid Continuity,” “Test 3: Insulation Resistance,” and “Test 4: Thermostat Floor Temperature Sensor Test.” **Failure to conduct these tests and submit the heating cable tests log will reduce or may void coverage under this Limited Warranty.**

In the event the heating cable tests log only includes results for “Test 1: Conductor Resistance,” “Test 2: Conductor and Ground Braid Continuity,” and “Test 4: Thermostat Floor Temperature Sensor Test,” but does not include results for “Test 3: Insulation Resistance,” the applicable warranty term shall be ten (10) years from the date of purchase. If the heating cable tests log does not include test results for “Test 1: Conductor Resistance,” “Test 2: Conductor and Ground Braid Continuity,” and “Test 4: Thermostat Floor Temperature Sensor Test,” such installation does not qualify for coverage under this Limited Warranty; such installation may instead receive warranty coverage under the Schluter®-DITRA-HEAT and Schluter®-DITRA-HEAT-DUO Uncoupling Membrane 10-Year Limited Warranty.

For the purposes of this Limited Warranty, a “**DITRA-HEAT System**” is defined as Schluter®-DITRA-HEAT or Schluter-DITRA-HEAT-DUO uncoupling membrane and Schluter®-DITRA-HEAT-E-HK heating cables; “**Owner**” is defined as the original end user of the property in which the DITRA-HEAT System is installed; and “**Floor Covering Assembly**” is defined to include the DITRA-HEAT System, non-reusable flooring surfaces, and applicable setting and grouting materials.

This Limited Warranty is only applicable to installations in the United States of America and Canada. Schluter Systems is not responsible or liable under any circumstances for determining the suitability of a DITRA-HEAT System for the Owner’s intended purpose. It is the responsibility of the Owner to consult with an experienced and professional installer to ensure the suitability of a DITRA-HEAT System, subfloor/substrate and all building materials in the installation and that the Written Materials are followed properly.

RESOLUTION: If a DITRA-HEAT System is installed and used in accordance with the terms and conditions as described hereinabove and such DITRA-HEAT System is proven defective within the applicable warranty term, the Owner’s exclusive remedy and the sole obligation of Schluter Systems, at its election, shall be to (a) reinstall or replace the failed portion of the Floor Covering Assembly or (b) pay an amount not to exceed the original square foot cost of the installation of the Floor Covering Assembly verified to be defective. Due to conditions beyond the control of Schluter Systems (e.g., color and shade availability, discontinuation, normal wear and tear), Schluter Systems cannot guarantee or warrant an exact match to the specific tile, stone, or other flooring materials used in the original installation. In such event, substantially similar materials may be substituted. This Limited Warranty does not cover the cost of disconnection or installation.

EXCLUSIONS FROM COVERAGE: This Limited Warranty excludes and in no event shall Schluter Systems have any liability for any indirect, special, incidental, punitive, exemplary, or consequential damages, including lost profits, arising out of or otherwise connected to the failure of DITRA-HEAT System, regardless of any strict liability or active or passive negligence of Schluter Systems, and regardless of legal theory, whether in contract, tort, extra-contractual or other. This Limited Warranty further excludes any loss or damage arising out of or otherwise connected to: acts of war, terrorism, fire, explosion, natural disaster, acts of God, any failure to comply with the Written Materials, inadequate subfloor/substrate, improper preparation or other failure of subfloor/substrate, faulty or negligent penetration of a DITRA-HEAT System or subfloor/substrate, intentional acts of destruction, structural failure, misuse of or failure to maintain a DITRA-HEAT System, normal wear and tear, scratches, dents, corrosion or discoloration (whether caused by excessive heat, chemical cleaning products, abrasive agents or otherwise), efflorescence and shading which are a natural occurrence with cementitious materials and are not considered a defective condition for the purposes of this Limited Warranty, variations of texture, color or shade from those on product samples, packaging materials or other marketing materials, or other causes unrelated to a DITRA-HEAT System (e.g. excess point loading, overvoltage). This Limited Warranty excludes exterior applications, unless specifically approved in writing on a case by case basis by the Schluter Systems Technical Services Director. Schluter® DITRA-HEAT™-E thermostats are specifically excluded from coverage under this Limited Warranty; warranty coverage for Schluter® DITRA-HEAT™-E thermostats are limited and subject to the Schluter-DITRA-HEAT Thermostat 3-Year Limited Warranty. Any substitution of a non-Schluter Systems product for a Schluter Systems component in a DITRA-HEAT System voids this Limited Warranty.

¹ If there are any conflicting terms between any Written Materials, the most recently updated document shall be deemed to control.



This Limited Warranty is conditioned and will be considered null and void and Schluter Systems will have the right to refuse any claims if: (a) a DITRA-HEAT System has been improperly stored or installed, (b) any component comprising a DITRA-HEAT System has been altered or otherwise modified in any way, (c) a DITRA-HEAT System is subject to abusive or abnormal use, lack of maintenance, or used in a manner other than that for which the DITRA-HEAT System was designed or in any way contrary to the Written Materials, (d) the nameplate numbers (electrical rating label) are not accessible, readable or recognizable or have been removed from the applicable heating cables or other components, if applicable, or (e) the Owner fails to return a copy of the completed heating cable tests log with the warranty registration card.

DISCLAIMER: There are no warranties beyond this expressed warranty as stated herein. To the extent permitted by law, all other warranties, representations or conditions, expressed or implied, are hereby disclaimed and excluded, including but not limited to the implied warranties of **MERCHANTABILITY** or **FITNESS FOR A PARTICULAR PURPOSE** (as limited to such purposes as described in the Written Materials) or arising from a course of dealing, usage of trade or otherwise by law. ANY IMPLIED WARRANTIES ARISING BY OPERATION OF LAW ARE LIMITED IN DURATION TO THE TERM OF THIS LIMITED WARRANTY. NO REPRESENTATION, PROMISE, AFFIRMATION OR STATEMENT BY ANY EMPLOYEE OR AGENT OF SCHLUTER SYSTEMS WILL BE ENFORCEABLE AGAINST SCHLUTER SYSTEMS UNLESS IT IS SPECIFICALLY INCLUDED IN THIS LIMITED WARRANTY OR AUTHORIZED IN WRITING BY THE SCHLUTER SYSTEMS TECHNICAL SERVICES DIRECTOR. This Limited Warranty is given in lieu of any other warranty, whether expressed or implied. The remedies contained herein are the only remedies available for breach of this Limited Warranty. Schluter Systems excludes and in no event shall have any liability for any indirect, special, incidental, punitive, exemplary, or consequential damages, including lost profits, arising out of or otherwise connected to failure of a DITRA-HEAT System. This Limited Warranty extends only to the Owner and is not transferable or assignable unless authorized by written agreement and signed by the Schluter Systems Technical Services Director or otherwise prohibited by specific state or provincial law. This Limited Warranty gives you specific legal rights; some states and provinces do not allow disclaimers or other restrictions of implied warranties; some of the above disclaimers may not apply to you. **No changes or modifications of any terms or conditions of this Limited Warranty are permitted unless duly authorized in writing by the Schluter Systems Technical Services Director.** This Limited Warranty shall supersede and replace any and all prior oral or written warranties, agreements, or other representations made by or on behalf of Schluter Systems relative to a DITRA-HEAT System or the application of a DITRA-HEAT System and shall apply to any installation occurring on or after January 1, 2018. If the Schluter®-DITRA-HEAT or Schluter®-DITRA-HEAT-DUO uncoupling membrane are used in conjunction with other Schluter products, a different Schluter warranty may apply. For the most current information and materials regarding Schluter Systems warranties and programs, please visit <https://www.schluter.com/DOWNLOADFILES>.

MAKING A CLAIM: To make a claim under this Limited Warranty, the Owner must provide Schluter Systems² with written notice within thirty (30) days of any alleged defect in a DITRA-HEAT System covered by this Limited Warranty, together with date and proof of purchase of such DITRA-HEAT System and/or all of its components and name and address of all installers and all invoices related to the original installation, failing which this Limited Warranty shall have no legal effect³. Schluter Systems reserves the right at its election and as a condition of this Limited Warranty to inspect the alleged failed and/or defective DITRA-HEAT System.

All U.S. Claims shall be sent to:

Schluter Systems L.P.
Attn: Warranty Claims Dept.
194 Pleasant Ridge Road
Plattsburgh, NY 12901

All Canadian Claims shall be sent to:

Schluter Systems (Canada), Inc.
Attn: Warranty Claims Dept.
21100 chemin Ste-Marie
Ste-Anne-de-Bellevue, QC H9X 3Y8

² This Limited Warranty is limited to sales of DITRA-HEAT Systems made in and intended for use in the United States and Canada. For the purposes of this Limited Warranty, Schluter Systems L.P. shall offer warranty coverage to Owners located in the United States, and Schluter Systems (Canada) Inc. shall offer warranty coverage to Owners located in Canada.

³ In the event that Owner fails to provide such required invoices relating to the original installation, Schluter Systems shall pay Owner an amount equal to the average, reasonable costs of a comparable installation. If the parties fail to agree on such amount, such dispute shall promptly, and in the first instance, be submitted: (a) if a U.S. claim, to arbitration in Clinton County, New York, in accordance with the rules of the American Arbitration Association, or (b) if a Canadian claim, in the Province of Quebec, Canada, in accordance with the ADRIC Arbitration Rules. Any outcome of such arbitration proceeding shall be final and binding upon the parties hereto.



Schluter®-DITRA-HEAT and Schluter®-DITRA-HEAT-DUO Uncoupling Membrane 10-Year Limited Warranty

LIMITED WARRANTY COVERAGE: Subject to the conditions and limitations as stated in this **Schluter®-DITRA-HEAT and Schluter-DITRA-HEAT-DUO Uncoupling Membrane 10-Year Limited Warranty** (the “**Limited Warranty**”), Schluter Systems warrants that its Schluter®-DITRA-HEAT and Schluter-DITRA-HEAT-DUO uncoupling membranes (the “**Products**”) will be free from manufacturing defects and will perform as described in the Schluter®-DITRA-HEAT Installation Handbook and Schluter®-DITRA-HEAT Technical Data Sheet (collectively, the “**Written Materials**”) for a period of ten (10) years from the date of purchase when installed and used in accordance with the terms and conditions of the Written Materials and industry standard guidelines that are not in conflict with the Written Materials in effect at the time of installation.

For the purposes of this Limited Warranty, “**Owner**” is defined as the original end user of the property in which the Products are installed; and “**Floor Covering Assembly**” is defined to include the Products, non-reusable flooring surfaces, and applicable setting and grouting materials.

This Limited Warranty is only applicable to installations in the United States of America and Canada. Schluter Systems is not responsible or liable under any circumstances for determining the suitability of the Products for the Owner’s intended purpose. It is the responsibility of the Owner to consult with an experienced and professional installer to ensure the suitability of the Products, subfloor/substrate and all building materials in the installation and that the Written Materials are followed properly.

RESOLUTION: If the Products are installed and used in accordance with the terms and conditions as described hereinabove and such Products are proven defective within the applicable warranty term, the Owner’s exclusive remedy and the sole obligation of Schluter Systems, at its election, shall be to (a) reinstall or replace the failed portion of the Floor Covering Assembly or (b) pay an amount not to exceed the original square foot cost of the installation of the Floor Covering Assembly verified to be defective. Due to conditions beyond the control of Schluter Systems (e.g., color and shade availability, discontinuation, normal wear and tear), Schluter Systems cannot guarantee or warrant an exact match to the specific tile, stone, or other flooring materials used in the original installation. In such event, substantially similar materials may be substituted. This Limited Warranty does not cover the cost of disconnection or installation.

EXCLUSIONS FROM COVERAGE: This Limited Warranty excludes and in no event shall Schluter Systems have any liability for any indirect, special, incidental, punitive, exemplary, or consequential damages, including lost profits, arising out of or otherwise connected to the failure of the Products, regardless of any strict liability or active or passive negligence of Schluter Systems, and regardless of legal theory, whether in contract, tort, extra-contractual or other. This Limited Warranty further excludes any loss or damage arising out of or otherwise connected to: acts of war, terrorism, fire, explosion, natural disaster, acts of God, any failure to comply with the Written Materials, inadequate subfloor/substrate, improper preparation or other failure of subfloor/substrate, faulty or negligent penetration of the Products or subfloor/substrate, intentional acts of destruction, structural failure, misuse of or failure to maintain the Products, normal wear and tear, scratches, dents, corrosion or discoloration (whether caused by excessive heat, chemical cleaning products, abrasive agents or otherwise), efflorescence and shading which are a natural occurrence with cementitious materials and are not considered a defective condition for the purposes of this Limited Warranty, variations of texture, color or shade from those on product samples, packaging materials or other marketing materials, or other causes unrelated to the Products (e.g. excess point loading, overvoltage). This Limited Warranty excludes exterior applications, unless specifically approved in writing on a case by case basis by the Schluter Systems Technical Services Director.

This Limited Warranty is conditioned and will be considered null and void and Schluter Systems will have the right to refuse any claims if: (a) the Products have been improperly stored or installed, or (b) the Products are subject to abusive or abnormal use, lack of maintenance, or used in a manner other than that for which the Products were designed or in any way contrary to the Written Materials

DISCLAIMER: There are no warranties beyond this expressed warranty as stated herein. To the extent permitted by law, all other warranties, representations or conditions, expressed or implied, are hereby disclaimed and excluded, including but not limited to the implied warranties of **MERCHANTABILITY** or **FITNESS FOR A PARTICULAR PURPOSE** (as limited to such purposes as described in the Written Materials) or arising from a course of dealing, usage of trade or otherwise by law. ANY IMPLIED WARRANTIES ARISING BY OPERATION OF LAW ARE LIMITED IN DURATION TO THE TERM OF THIS LIMITED WARRANTY. NO REPRESENTATION, PROMISE, AFFIRMATION OR STATEMENT BY ANY EMPLOYEE OR AGENT OF SCHLUTER SYSTEMS WILL BE ENFORCEABLE AGAINST SCHLUTER SYSTEMS UNLESS IT IS SPECIFICALLY INCLUDED IN THIS LIMITED WARRANTY OR AUTHORIZED IN WRITING BY THE SCHLUTER SYSTEMS TECHNICAL SERVICES DIRECTOR. This Limited Warranty is given in lieu of any other warranty, whether expressed or implied. The remedies contained herein are the only remedies available for breach of this Limited Warranty. Schluter Systems excludes and in no event shall have any liability for any indirect, special, incidental, punitive, exemplary, or consequential damages, including lost profits, arising out of or otherwise connected to failure of a DITRA-HEAT System. This Limited Warranty extends only to the Owner and is not transferable or assignable unless authorized by written agreement and signed by the Schluter Systems Technical Services Director or otherwise prohibited by specific state or provincial law. This Limited Warranty gives you specific legal rights; some states and provinces do not allow disclaimers or other restrictions of implied warranties; some of the above disclaimers may not apply to you. **No changes or modifications of any terms or conditions of this Limited Warranty are permitted unless duly authorized in writing by the Schluter Systems Technical Services Director.** This Limited Warranty shall supersede and replace any and all prior oral or written warranties, agreements, or other representations made by or on behalf of Schluter Systems relative to the Products or the application of the Products and shall apply to any installation occurring on or after August 1, 2017. If the Schluter®-DITRA-HEAT or Schluter®-DITRA-HEAT-DUO uncoupling membrane are used in conjunction with other Schluter products, a different Schluter warranty may apply. For the most current information and materials regarding Schluter Systems warranties and programs, please visit https://www.schluter.com/schluter-us/en_US/downloadfiles.

¹ If there are any conflicting terms between any Written Materials, the most recently updated document shall be deemed to control.



MAKING A CLAIM: To make a claim under this Limited Warranty, the Owner must provide Schluter Systems² with written notice within thirty (30) days of any alleged defect in the Products covered by this Limited Warranty, together with date and proof of purchase of such Products and/or all of its components and name and address of all installers and all invoices related to the original installation, failing which this Limited Warranty shall have no legal effect³. Schluter Systems reserves the right at its election and as a condition of this Limited Warranty to inspect the alleged failed and/or defective Products.

All U.S. Claims shall be sent to:

Schluter Systems L.P.
Attn: Warranty Claims Dept.
194 Pleasant Ridge Road
Plattsburgh, NY 12901

All Canadian Claims shall be sent to:

Schluter Systems (Canada), Inc.
Attn: Warranty Claims Dept.
21100 chemin Ste-Marie
Ste-Anne-de-Bellevue, QC H9X 3Y8

² This Limited Warranty is limited to sales of the Products made in and intended for use in the United States and Canada. For the purposes of this Limited Warranty, Schluter Systems L.P. shall offer warranty coverage to Owners located in the United States, and Schluter Systems (Canada) Inc. shall offer warranty coverage to Owners located in Canada.

³ In the event that Owner fails to provide such required invoices relating to the original installation, Schluter Systems shall pay Owner an amount equal to the average, reasonable costs of a comparable installation. If the parties fail to agree on such amount, such dispute shall promptly, and in the first instance, be submitted: (a) if a U.S. claim, to arbitration in Clinton County, New York, in accordance with the rules of the American Arbitration Association, or (b) if a Canadian claim, in the Province of Quebec, Canada, in accordance with the ADRIC Arbitration Rules. Any outcome of such arbitration proceeding shall be final and binding upon the parties hereto.



Schluter®-DITRA-HEAT Thermostat 3-Year Limited Warranty

LIMITED WARRANTY COVERAGE: Subject to the conditions and limitations as stated in this **Schluter®-DITRA-HEAT Thermostat 3-Year Limited Warranty** (the “**Limited Warranty**”), Schluter Systems warrants that its Touchscreen Programmable Thermostat (DH E RT 102/BW), Programmable Thermostat (DH E RS D/BW), Non-Programmable Thermostat (DH E RT 103/BW), and Power Module (DH E RR 1/BW) (hereafter collectively referred to as the “**Products**”) will be free from manufacturing defects and will perform as described in the applicable Schluter®-DITRA-HEAT Thermostat User Guide and/or Quick Start Guide (collectively, the “**Written Materials**”) for a period of three (3) years from the date of purchase when installed and used in accordance with the terms and conditions of the Written Materials and industry standard guidelines that are not in conflict with the Written Materials in effect at the time of installation.

For the purposes of this Limited Warranty, “**Owner**” is defined as the original end user of the property in which the Products are installed.

This Limited Warranty is only applicable to installations in the United States of America and Canada. Schluter Systems is not responsible or liable under any circumstances for determining the suitability of the Products for the Owner’s intended purpose. It is the responsibility of the Owner to consult with an experienced and professional installer to ensure the suitability of the Products, subfloor/substrate and all building materials in the installation and that the Written Materials are followed properly.

RESOLUTION: If the Products are installed and used in accordance with the terms and conditions as described hereinabove and such Products are proven defective within the applicable warranty term, the Owner’s exclusive remedy and the sole obligation of Schluter Systems, at its election, shall be to repair or replace the Products.

EXCLUSIONS FROM COVERAGE: This Limited Warranty excludes and in no event shall Schluter Systems have any liability for any indirect, special, incidental, punitive, exemplary, or consequential damages, including lost profits, arising out of or otherwise connected to the failure of the Products, regardless of any strict liability or active or passive negligence of Schluter Systems, and regardless of legal theory, whether in contract, tort, extra-contractual or other. This Limited Warranty further excludes any loss or damage arising out of or otherwise connected to: acts of war, terrorism, fire, explosion, natural disaster, acts of God, any failure to comply with the Written Materials, inadequate subfloor/substrate, improper preparation or other failure of subfloor/substrate, faulty or negligent penetration of the Products or subfloor/substrate, intentional acts of destruction, structural failure, misuse of or failure to maintain the Products, normal wear and tear, scratches, dents, corrosion or discoloration (whether caused by excessive heat, chemical cleaning products, abrasive agents or otherwise), efflorescence and shading which are a natural occurrence with cementitious materials and are not considered a defective condition for the purposes of this Limited Warranty, variations of texture, color or shade from those on product samples, packaging materials or other marketing materials, or other causes unrelated to the Products (e.g. excess point loading, overvoltage). This Limited Warranty excludes exterior applications, unless specifically approved in writing on a case by case basis by the Schluter Systems Technical Services Director.

This Limited Warranty is conditioned and will be considered null and void and Schluter Systems will have the right to refuse any claims if: (a) the Products have been improperly stored or installed, (b) any component comprising a Schluter® DITRA-HEAT System has been altered or otherwise modified in any way, or (c) the Products are subject to abusive or abnormal use, lack of maintenance, or used in a manner other than that for which the Products were designed or in any way contrary to the Written Materials

DISCLAIMER: There are no warranties beyond this expressed warranty as stated herein. To the extent permitted by law, all other warranties, representations or conditions, expressed or implied, are hereby disclaimed and excluded, including but not limited to the implied warranties of **MERCHANTABILITY** or **FITNESS FOR A PARTICULAR PURPOSE** (as limited to such purposes as described in the Written Materials) or arising from a course of dealing, usage of trade or otherwise by law. ANY IMPLIED WARRANTIES ARISING BY OPERATION OF LAW ARE LIMITED IN DURATION TO THE TERM OF THIS LIMITED WARRANTY. NO REPRESENTATION, PROMISE, AFFIRMATION OR STATEMENT BY ANY EMPLOYEE OR AGENT OF SCHLUTER SYSTEMS WILL BE ENFORCEABLE AGAINST SCHLUTER SYSTEMS UNLESS IT IS SPECIFICALLY INCLUDED IN THIS LIMITED WARRANTY OR AUTHORIZED IN WRITING BY THE SCHLUTER SYSTEMS TECHNICAL SERVICES DIRECTOR. This Limited Warranty is given in lieu of any other warranty, whether expressed or implied. The remedies contained herein are the only remedies available for breach of this Limited Warranty. Schluter Systems excludes and in no event shall have any liability for any indirect, special, incidental, punitive, exemplary, or consequential damages, including lost profits, arising out of or otherwise connected to failure of a DITRA-HEAT System. This Limited Warranty extends only to the Owner and is not transferable or assignable unless authorized by written agreement and signed by the Schluter Systems Technical Services Director or otherwise prohibited by specific state or provincial law. This Limited Warranty gives you specific legal rights; some states and provinces do not allow disclaimers or other restrictions of implied warranties; some of the above disclaimers may not apply to you. **No changes or modifications of any terms or conditions of this Limited Warranty are permitted unless duly authorized in writing by the Schluter Systems Technical Services Director.** This Limited Warranty shall supersede and replace any and all prior oral or written warranties, agreements, or other representations made by or on behalf of Schluter Systems relative to the Products or the application of the Products and shall apply to any installation occurring on or after January 1, 2018. For the most current information and materials regarding Schluter Systems warranties and programs, please visit https://www.schluter.com/schluter-us/en_US/downloadfiles.

¹ If there are any conflicting terms between any Written Materials, the most recently updated document shall be deemed to control.



MAKING A CLAIM: To make a claim under this Limited Warranty, the Owner must provide Schluter Systems² with written notice within thirty (30) days of any alleged defect in the Products covered by this Limited Warranty, together with date and proof of purchase of such Products and/or all of its components and name and address of all installers and all invoices related to the original installation, failing which this Limited Warranty shall have no legal effect. Schluter Systems reserves the right at its election and as a condition of this Limited Warranty to inspect the alleged failed and/or defective Products.

All U.S. Claims shall be sent to:

Schluter Systems L.P.
Attn: Warranty Claims Dept.
194 Pleasant Ridge Road
Plattsburgh, NY 12901

All Canadian Claims shall be sent to:

Schluter Systems (Canada), Inc.
Attn: Warranty Claims Dept.
21100 chemin Ste-Marie
Ste-Anne-de-Bellevue, QC H9X 3Y8

² This Limited Warranty is limited to sales of the Products made in and intended for use in the United States and Canada. For the purposes of this Limited Warranty, Schluter Systems L.P. shall offer warranty coverage to Owners located in the United States, and Schluter Systems (Canada) Inc. shall offer warranty coverage to Owners located in Canada.



Schluter Systems L.P. • 194 Pleasant Ridge Road, Plattsburgh, NY 12901-5841 • Tel.: 800-472-4588 • Fax: 800-477-9783
Schluter Systems (Canada) Inc. • 21100 chemin Ste-Marie, Ste-Anne-de-Bellevue, QC H9X 3Y8 • Tel.: 800-667-8746 • Fax: 877-667-2410

www.schluter.com

This technical data sheet is subject to change without notice. Please visit www.schluter.com for the latest version.