

ARDEX FL™ Rapid Set Flexible Sanded Grout Coverage Chart

Grout Joint Size - Square Feet (25 lb. bag)

Tile Size	1/16" 0.0625	1/8" 0.125	3/16" 0.188	1/4" 0.25	5/16" 0.313	3/8" 0.375	1/2" 0.5
1" x 1" x 1/4"	92.0	47.5	32.7	25.5	21.1	18.3	14.9
2" x 2" x 1/4"	181.1	92.0	62.2	47.5	38.6	32.8	25.5
2" x 2" x 3/8"	120.7	61.3	41.4	31.7	25.7	21.9	17.0
4-1/4" x 4-1/4" x 5/16"	304.7	153.5	102.8	77.9	62.7	52.7	40.2
4" x 8" x 1/2"	238.9	120.1	80.3	60.7	48.7	40.9	31.0
6" x 6" x 1/2"	268.7	135.1	90.3	68.3	54.8	46.0	34.9
8" x 8" x 3/8"	477.1	239.5	159.9	120.7	96.8	81.1	61.3
12" x 12" x 3/8"	714.8	358.3	238.9	180.1	144.2	120.7	91.0
13" x 13" x 3/8"	774.2	388.0	258.6	194.9	156.1	130.6	98.4
16" x 16" x 3/8"	952.4	477.1	317.9	239.5	191.7	160.3	120.7
18" x 18" x 3/8"	1071.2	536.5	357.4	269.2	215.4	180.1	135.5
24" x 24" x 3/8"	1427.6	714.8	475.9	358.3	286.6	239.5	180.1

ARDEX FG-C™ MICROTEC® Unsanded Floor & Wall Grout Coverage Chart

Grout Joint Size - Square Feet (25 lb. bag)

Tile Size	1/16" 0.0625	1/8" 0.125	3/16" 0.188	1/4" 0.25
1" x 1" x 1/4"	97.3	50.3	34.6	26.9
2" x 2" x 1/4"	191.4	97.3	65.7	50.3
4-1/4" x 4-1/4" x 5/16"	322.2	162.3	108.7	82.4
4" x 8" x 1/2"	252.6	127.0	84.9	64.2
6" x 6" x 1/2"	284.1	142.8	95.5	72.2
8" x 8" x 3/8"	504.5	253.2	169.0	127.6
12" x 12" x 3/8"	755.7	378.9	252.6	190.4
13" x 13" x 3/8"	818.6	410.3	273.5	206.1
16" x 16" x 3/8"	1007.0	504.5	336.1	253.2
18" x 18" x 3/8"	1132.6	567.3	377.9	284.6
24" x 24" x 3/8"	1509.5	755.7	503.2	378.9



tile & stone
Installation Systems

ARDEX GROUT COLOR PALETTES

NATURAL COLOR STRONG FINISH



URBAN Palette



LAKESIDE Palette



CANYON Palette



SUMMIT Palette



SHORE Palette

ARDEX WA™ High Performance, 100% Solids Epoxy Grout and Adhesive Coverage Chart

Grout Joint Size - Square Feet (8.8 lb. unit)

Tile Size	1/16" 0.0625	1/8" 0.125	3/16" 0.188	1/4" 0.25	5/16" 0.313	3/8" 0.375	7/16" 0.4375	1/2" 0.5
1" x 1" x 1/4"	35.2	18.2	12.5	9.7	8.1	7	6.2	5.7
2" x 2" x 1/4"	69.3	35.2	23.8	18.2	14.8	12.5	10.9	9.7
2" x 2" x 3/8"	46.2	23.5	15.9	12.1	9.9	8.4	7.3	6.5
4-1/4" x 4-1/4" x 5/16"	116.7	58.8	39.4	29.8	24	20.2	17.4	15.4
4" x 8" x 1/2"	91.4	46	30.7	23.2	18.6	15.6	13.5	11.9
6" x 6" x 1/2"	102.9	51.7	34.6	26.1	21	17.6	15.2	13.3
8" x 8" x 3/8"	182.6	91.7	61.2	46.2	37.1	31	26.7	23.5
12" x 12" x 3/8"	273.6	137.2	91.4	68.9	55.2	46.2	39.7	34.8
12" x 24" x 3/8"	366.1	184.1	123.5	93.2	75	62.9	54.2	47.7
13" x 13" x 3/8"	296.3	148.5	99	74.6	59.8	50	42.9	37.7
16" x 16" x 3/8"	364.6	182.6	121.7	91.7	73.4	61.4	52.6	46.2
18" x 18" x 3/8"	410	205.4	136.8	103	82.5	68.9	59.1	51.9
24" x 24" x 3/8"	546.5	273.6	182.2	137.2	109.7	91.7	78.6	68.9

ARDEX DG 1™ One-Component Grout Coverage Chart

Grout Joint Size - Square Feet (1 gal. unit)

Tile Size	1/16" 0.0625	1/8" 0.125	3/16" 0.188	1/4" 0.25	5/16" 0.313	3/8" 0.375	7/16" 0.4375	1/2" 0.5
1" x 1" x 1/4"	53.0	27.4	18.8	14.7	12.2	10.5	9.4	8.6
2" x 2" x 1/4"	104.3	53.0	35.8	27.4	22.2	18.9	16.5	14.7
2" x 2" x 3/8"	69.5	35.3	23.9	18.3	14.8	12.6	11.0	9.8
4-1/4" x 4-1/4" x 5/16"	175.6	88.4	59.2	44.9	36.1	30.4	26.2	23.1
4" x 8" x 1/2"	137.6	69.2	46.2	35.0	28.1	23.6	20.3	17.9
6" x 6" x 1/2"	154.8	77.8	52.0	39.3	31.6	26.5	22.8	20.1
8" x 8" x 3/8"	274.9	138.0	92.1	69.5	55.8	46.7	40.2	35.3
12" x 12" x 3/8"	411.8	206.4	137.6	103.8	83.1	69.5	59.7	52.4
13" x 13" x 3/8"	446.0	223.5	149.0	112.3	89.9	75.2	64.6	56.7
16" x 16" x 3/8"	548.7	274.9	183.1	138.0	110.4	92.3	79.2	69.5
18" x 18" x 3/8"	617.1	309.1	205.9	155.1	124.1	103.8	89.0	78.1
24" x 24" x 3/8"	822.5	411.8	274.1	206.4	165.1	138.0	118.3	103.8

Coverage may vary based on jobsite conditions and installation method.
Please refer to individual product technical data sheets at www.ardexamericas.com

ARDEX FH™ Sanded Floor & Wall Grout Coverage Chart

Grout Joint Size - Square Feet (25 lb. bag)

Tile Size	1/16" 0.0625	1/8" 0.125	3/16" 0.188	1/4" 0.25
1" x 1" x 1/4"	99.1	51.2	35.2	27.4
2" x 2" x 1/4"	195.0	99.1	67.0	51.2
2" x 2" x 3/8"	130.0	66.1	44.7	34.1
4-1/4" x 4-1/4" x 5/16"	328.3	165.4	110.8	83.9
4" x 8" x 1/2"	257.3	129.3	86.5	65.4
6" x 6" x 1/2"	289.5	145.5	97.3	73.5
8" x 8" x 3/8"	514.0	258.0	172.2	130.0
12" x 12" x 3/8"	770.0	386.0	257.3	194.0
13" x 13" x 3/8"	834.0	418.0	278.6	210.0
16" x 16" x 3/8"	1026.0	514.0	342.4	258.0
18" x 18" x 3/8"	1154.0	578.0	385.0	290.0
24" x 24" x 3/8"	1538.0	770.0	512.6	386.0



AB218 07/2022








For easy-to-use ARDEX Product Calculators and Product Information On the Go, download the ARDEX App at the iTunes Store or the Google Play Store.











www.ardexamericas.com



URBAN Palette

-  Sugar Cookie 03
-  Dove Gray 18
-  Stone Beach 13*
-  Silver Shimmer 19*
-  Dark Walnut 48
-  Cast Iron 22
-  Black Licorice 24*

CANYON Palette

-  Desert Sand 37
-  Sahara Drift 38*
-  Caraway 39*
-  Kodiak Brown 47
-  Coffee Bean 17
-  Gray Dusk 15
-  Molasses 49
-  Baked Terra Cotta 32

ARDEX FL™
Rapid Set, Flexible Sanded Grout

- Grout joints 1/16" to 1/2" (1.5 mm - 12 mm)
- Extremely easy to apply and clean
- Open to traffic in just 90 minutes

Meets or exceeds ANSI 118.7 • ISO Classification: CG 2 WA

ARDEX WA™
High Performance, 100% Solids
Epoxy Grout & Adhesive

- Grout joints up to 1/2" (12 mm)
- Use for setting all types of tile and stone
- Submerged applications (swimming pools, hot tubs, showers) in just 7 days

**Meets or exceeds ANSI 118.3 • ISO Classification: ISO 13007 RG
ISO Classification: 13007 R2T**

ARDEX FG-C™ MICROTEC®
Unsanded Floor & Wall Grout

- Grout joints up to 1/4" (6 mm); Porcelain tile joints up to 1/8" (3 mm)
- Excellent bond and shear strength
- Highly flexible & crack resistant

Meets or exceeds ANSI 118.7 • ISO Classification: CG 2 A

ARDEX FH™
Sanded Floor & Wall Grout

- Grout joints 1/16" to 3/4" (1.5mm-19mm)
- Very easy to apply and clean
- Interior and exterior floor and wall applications

Meets or exceeds ANSI 118.6 • ISO Classification: CG 2 A

ARDEX DG 1™
One-Component Grout








- Use for grout joints from 1/16" to 1/2" (1.5 mm to 12.7 mm)
- Ready to use; can be used straight from pail with no additional water
- Stain resistant, water repellent and highly flexible

ARDEX DG 1™ is currently available in 11 colors*








LAKESIDE Palette

-  Misty Blue 50*
-  Glacier Ice 41
-  Raw Steel 44
-  Slate Gray 21
-  Gunmetal 45*
-  Charcoal Dust 23*
-  Azure Blue 27

SUMMIT Palette

-  Brilliant White 35
-  Polar White 01*
-  Fresh Lily 02
-  Irish Crème 10
-  Smoke 42
-  Battleship 43*
-  Stormy Mist 25

SHORE Palette

-  Natural Bone 36
-  Antique Ivory 04*
-  Natural Almond 09
-  Vintage Linen 08
-  Mocha Latte 40
-  Apple Butter 46
-  Ground Cocoa 16

Due to variations in printing processes, colors are approximate. Please refer to ARDEX Grout Kits for more accurate color comparisons. Types of tile, substrate and installation environment may cause color variation.