



# RADIANT FIRED CONSTRUCTION HEATER 2-STAGE

## SCHEMATIC



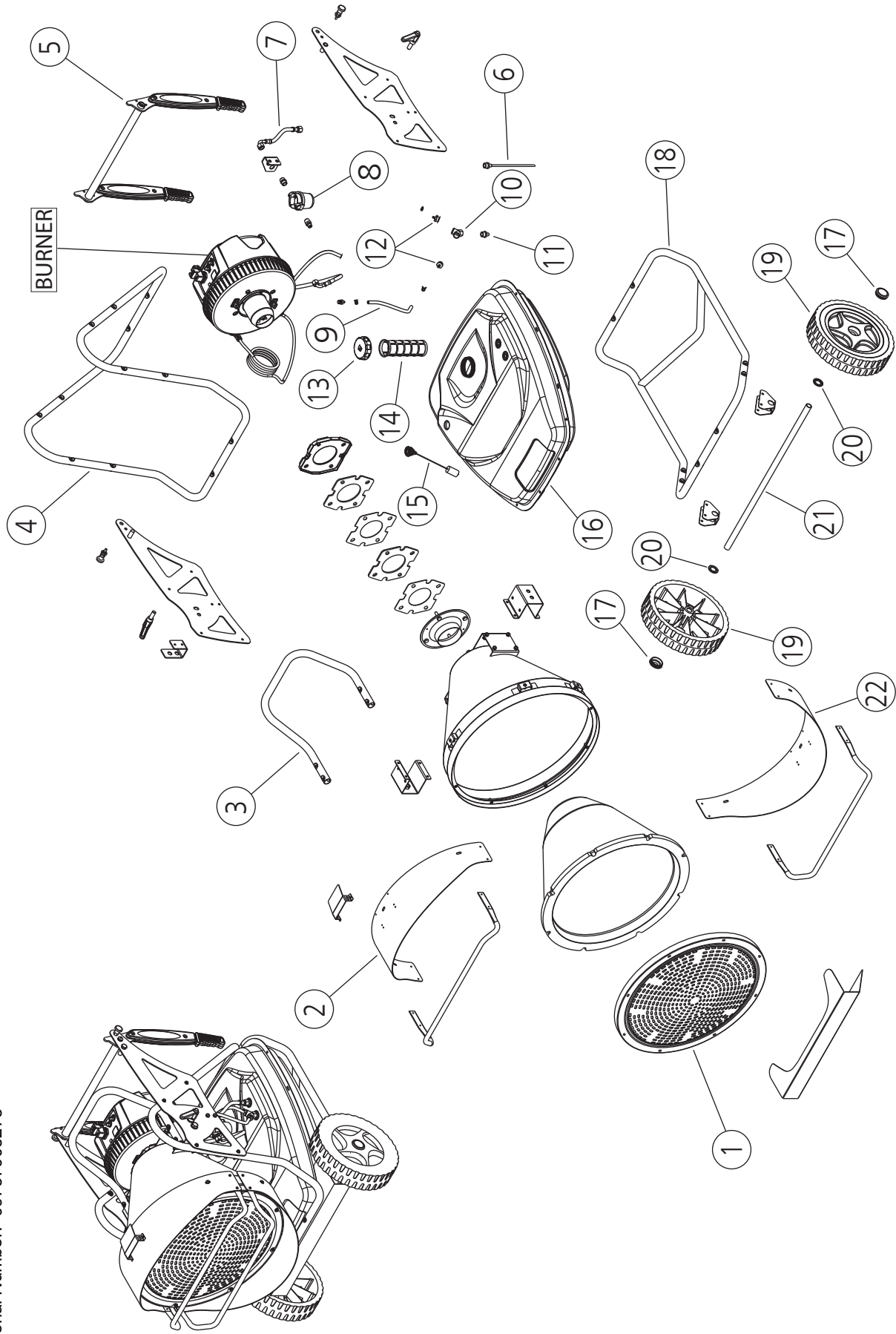
Model **HSP125R-HSP150R**

# MODEL HSP125R

UNIT 1

ILLUSTRATED PARTS BREAKDOWN

From Serial Number: 09737005278



---

# MODEL HSP125R

UNIT 2

PARTS LIST

---

#	P/N	PART DESCRIPTION
1	51162	RADIATION PLATE
2	51179	PROTECTION SHIELD
3	51182	HANDLE
4	51177	UPPER CHASSIS
5	51175	HANDLES ASSEMBLY
6	51165	FUEL LINE W/FITTING
7	51184	SUCTION LINE-IN-TANK
8	51315	FUEL FILTER
9	51201	FUEL LINE
10	51178	Y FUEL FITTING
11	51166	STRAIGHT ADAPTER
12	51496	LINE CLAMPS
13	51134	TANK CAP
14	51242	TANK FILTER
15	51232	FUEL GAUGE
16	51497	TANK
17	51158	WHEEL CAP
18	51176	LOWER CHASSIS
19	51154	WHEEL
20	51156	BLOCK WASHER
21	51181	AXLE
22	51498	PROTECTION SHIELD

---



---

# MODEL HSP125R

UNIT 2

PARTS LIST

---

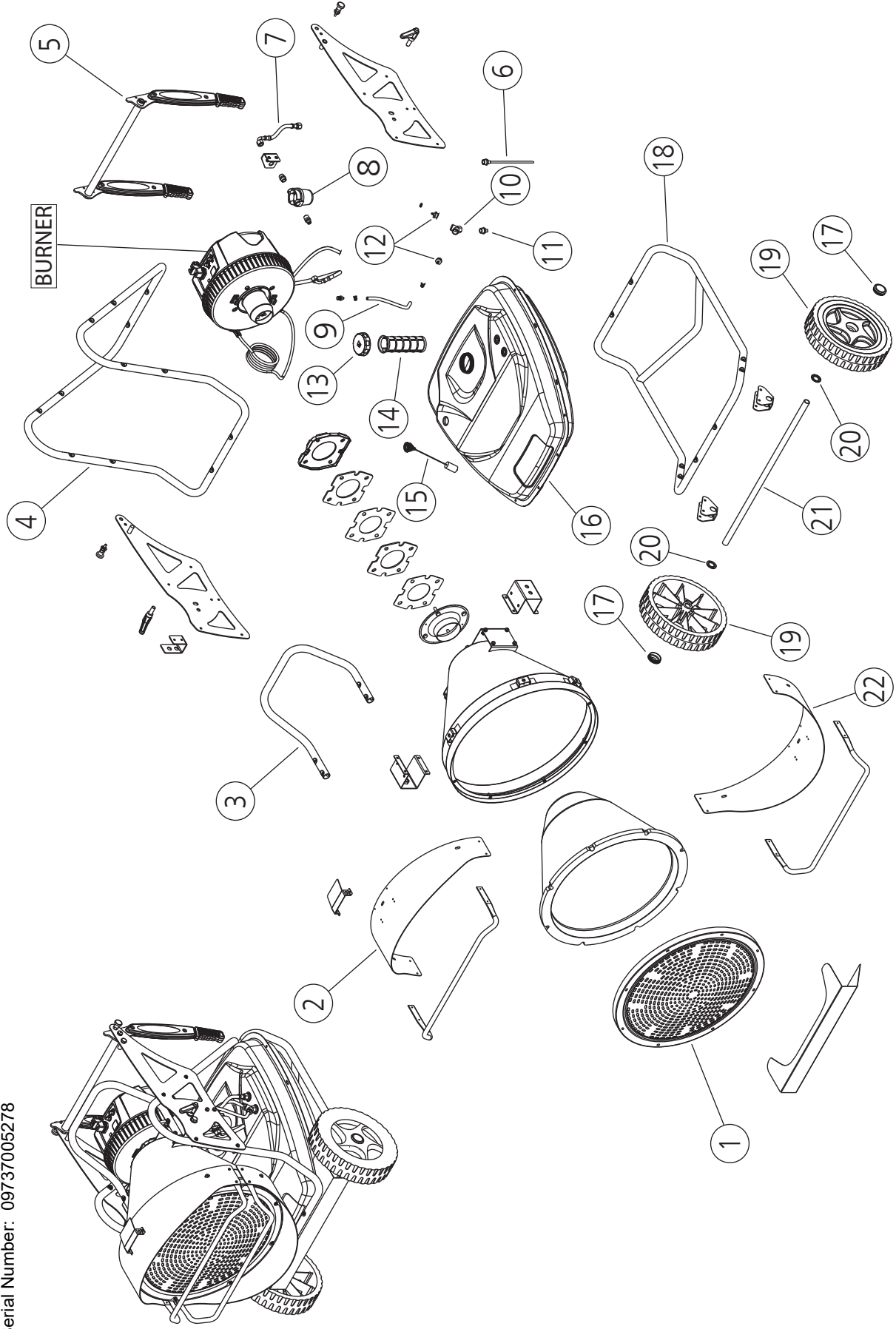
#	P/N	PART DESCRIPTION
1	51295	NOZZLE,0.65GPH,80,S
2	51169	ELECTRODES
3	51499	POWER CORD
4	51500	BURNER FLANGE
5	51223	FUEL LINE-PUMP-NOZZLE
6	51187	FUEL PUMP
7	51207	PHOTOCELL
8	51222	PC-BOARD
9	51190	THERMOSTAT SOCKET
10	51191	THERMOSTAT PLUG
11	51193	THERMOSTAT CAP
12	51314	COVER,BURNER,HSP,150R
13	51095	SWITCH
14	51216	DISPLAY BOARD
15	51231	ANTI,TILT,SWITCH
16	51235	VENTILATION MOTOR
17	51236	RESET SWITCH
18	51167	FUEL LINE-PUMP-TANK
19	51238	HIGH TENSION TRANSFORMER
20	51213	HIGH TENSION TRANS. WIRE
21	51050	SAFETY THERMOSTAT
22	51185	FUEL LINE-FILTER-PUMP
23	51244	FUSE

# MODEL HSP150R

UNIT 1

ILLUSTRATED PARTS BREAKDOWN

From Serial Number: 09737005278



---

# MODEL HSP150R

UNIT 2

PARTS LIST

---

#	P/N	PART DESCRIPTION
1	51162	RADIATION PLATE
2	51179	PROTECTION SHIELD
3	51182	HANDLE
4	51177	UPPER CHASSIS
5	51175	HANDLES ASSEMBLY
6	51165	SUCTION LINE W/FITTING
7	51184	FUEL LINE-TANK-FILTER
8	51315	FUEL FILTER
9	51201	FUEL LINE-VENT
10	51178	Y FUEL FITTING
11	51166	STRAIGHT ADAPTER
12	51496	LINE CLAMPS
13	51134	TANK CAP
14	51242	TANK FILTER
15	51232	FUEL GAUGE
16	51497	TANK
17	51158	WHEEL CAP
18	51176	LOWER CHASSIS
19	51154	WHEEL
20	51156	BLOCK WASHER
21	51181	AXLE
22	51498	PROTECTION SHIELD

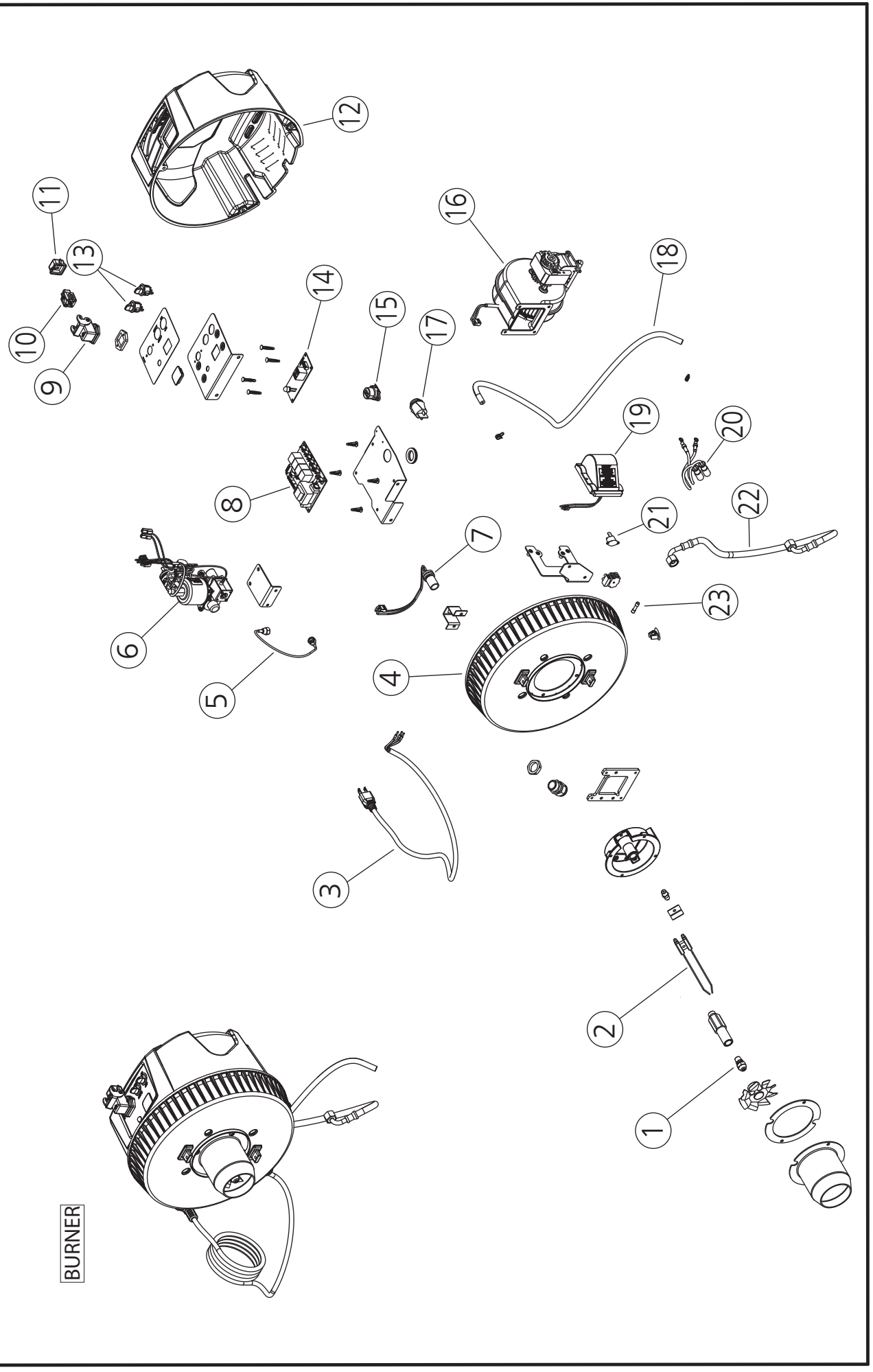
---

# MODEL HSP150R

UNIT 2

ILLUSTRATED PARTS BREAKDOWN

BURNER





---

# MODEL HSP150R

UNIT 2

PARTS LIST

---

#	P/N	PART DESCRIPTION
1	51188	NOZZLE
2	51169	ELECTRODES
3	51499	POWER CORD
4	51500	BURNER FLANGE
5	51223	FUEL LINE-PUMP-NOZZLE
6	51187	FUEL PUMP
7	51207	PHOTOCELL
8	51222	PC-BOARD
9	51190	THERMOSTAT SOCKET
10	51191	THERMOSTAT PLUG
11	51193	THERMOSTAT CAP
12	51314	COVER,BURNER,HSP, 150R
13	51095	SWITCH
14	51216	DISPLAY BOARD
15	51231	ANTI,TILT,SWITCH
16	51235	VENTILATION MOTOR
17	51236	RESET SWITCH
18	51167	FUEL LINE-PUMP-TANK
19	51238	HIGH TENSION TRANSFORMER
20	51213	HIGH TENSION TRANS. WIRE
21	51050	SAFETY THERMOSTAT
22	51185	FUEL LINE-FILTER-PUMP
23	51244	FUSE