

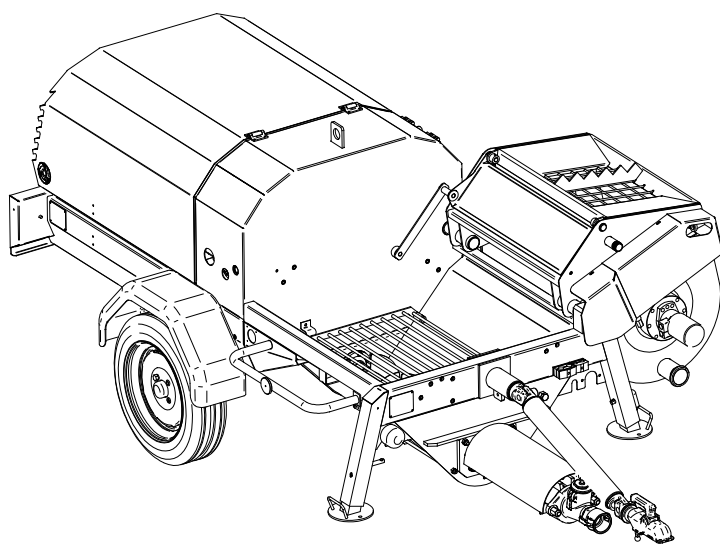
INTONACATRICE

SILENT 300-SILENT 300A

(1106030,1106035)

POMPA PER CEMENTO
POMPE A MORTIER A VIS
PLASTERING MACHINE
VERPUTZMASCHINE
REVOCADORA

- I** Manuale uso manutenzione ricambi
- F** Manuel d'utilisation, d'entretien et de pièces détachées
- GB** Operating, maintenance, spare parts manual
- D** Handbuch für Bedienung, Wartung und Ersatzteile
- E** Manual de uso, mantenimiento y recambios

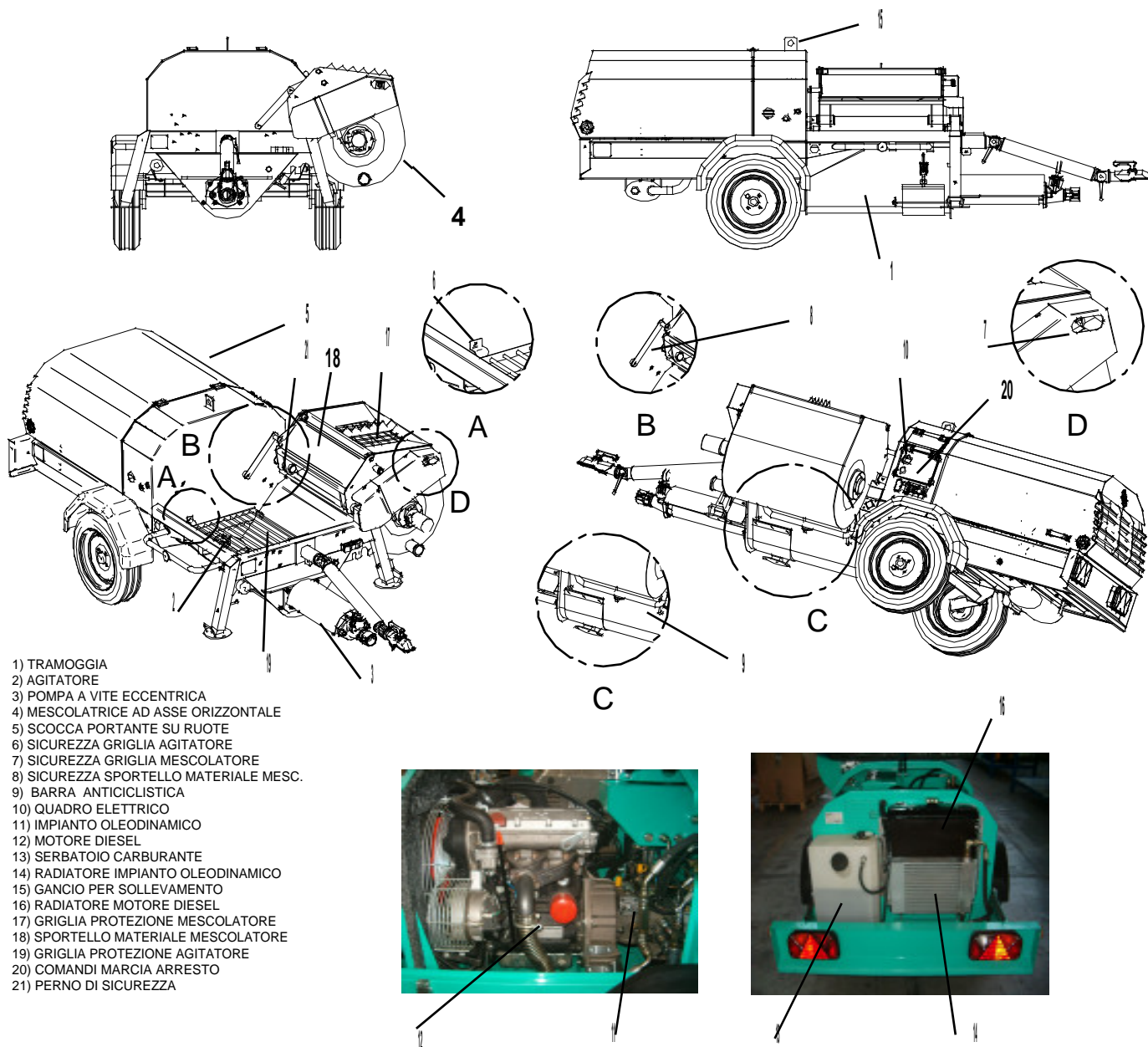


 **IMER**[®]
INTERNATIONAL S.p.A.

IMER INTERNATIONAL S.p.A.
53036 POGGIBONSI (SIENA) loc. SALCETO
(ITALY)
tel. 0577 97341 - fax 0577 983304

04/2006 R3
- Cod. 3225280 -





- 1) TRAMOGGIA
- 2) AGITATORE
- 3) POMPA A VITE ECCENTRICA
- 4) MESCOLATRICE AD ASSE ORIZZONTALE
- 5) SCOCCA PORTANTE SU RUOTE
- 6) SICUREZZA GRIGLIA AGITATORE
- 7) SICUREZZA GRIGLIA MESCOLATORE
- 8) SICUREZZA SPORTELLO MATERIALE MESC.
- 9) BARRA ANTICICLISTICA
- 10) QUADRO ELETTRICO
- 11) IMPIANTO OLEODINAMICO
- 12) MOTORE DIESEL
- 13) SERBATOIO CARBURANTE
- 14) RADIATORE IMPIANTO OLEODINAMICO
- 15) GANCIO PER SOLLEVAMENTO
- 16) RADIATORE MOTORE DIESEL
- 17) GRIGLIA PROTEZIONE MESCOLATORE
- 18) SPORTELLO MATERIALE MESCOLATORE
- 19) GRIGLIA PROTEZIONE AGITATORE
- 20) COMANDI MARCIA ARRESTO
- 21) PERNO DI SICUREZZA

Fig. 1

FRANÇAIS

- 1) TREMIE
- 2) AGITATEUR
- 3) POMPE A VIS EXCENTRIQUE
- 4) MALAXEUR A AXE HORIZONTAL
- 5) CHASSIS SUR ROUES
- 6) SECURITE GRILLE AGITATEUR
- 7) SECURITE GRILLE ARBRE MALAXEUR
- 8) SECURITE GUILLOTINE MATERIAU MALAX.
- 9) BARRE ANTICYCLISTE
- 10) TABLEAU ELECTRIQUE
- 11) SYSTEME HYDRAULIQUE
- 12) MOTEUR DIESEL
- 13) RESERVOIR DE CARBURANT
- 14) RADIATEUR DU SYSTEME HYDRAULIQUE
- 15) CROCHET DE LEVAGE
- 16) RADIATEUR DU MOTEUR DIESEL
- 17) GRILLE DE PROTECTION ARBRE MALAXEUR
- 18) GUILLOTINE MATERIAU ARBRE MALAXEUR
- 19) GRILLE DE PROTECTION AGITATEUR
- 20) COMMANDES DE MARCHE/ARRET
- 21) BROCHE DE SECURITE

ENGLISH

- 1) HOPPER
- 2) AGITATOR
- 3) ECCENTRIC SCREW PUMP
- 4) HORIZONTAL AXIS MIXING MACHINE
- 5) SUPPORTING BODY ON WHEELS
- 6) AGITATOR GRILL SAFETY
- 7) MIXER GRILL SAFETY
- 8) MIXER MATERIAL DOOR SAFETY
- 9) SIDE IMPACT BAR
- 10) ELECTRICAL PANEL
- 11) HYDRAULIC SYSTEM
- 12) DIESEL ENGINE
- 13) FUEL TANK
- 14) HYDRAULIC SYSTEM RADIATOR
- 15) LIFTING HOOK
- 16) DIESEL ENGINE RADIATOR
- 17) MIXER PROTECTION GRILL
- 18) MIXER MATERIAL DOOR
- 19) AGITATOR PROTECTION GRILL
- 20) START/STOP CONTROL
- 21) SAFETY PIN

DEUTSCH

- 1) TRICHTER
- 2) RÜHRWERK
- 3) PUMPE MIT EXZENTERSCHNECKE
- 4) MISCHER MIT HORIZONTALACHSE
- 5) FAHRWERK
- 6) SCHUTZGITTERABSCHALTUNG - RÜHRWERK
- 7) SCHUTZGITTERABSCHALTUNG MISCHER
- 8) SICHERHEITSABSCHALTUNG MISCHERKLAPPE
- 9) FAHRRADSCHUTZSTANGE
- 10) SCHALTTAPEL
- 11) HYDRAULIKANLAGE
- 12) DIESELMOTOR
- 13) KRAFTSTOFFTANK
- 14) KÜHLER HYDRAULIKANLAGE
- 15) HÜBÖSE
- 16) KÜHLER DIESELMOTOR
- 17) SCHUTZGITTER MISCHWERK
- 18) MATERIALKLAPPE MISCHKÜBEL
- 19) SCHUTZGITTER RÜHRWERK
- 20) START/STOPP-BEDIENELEMENTE
- 21) SICHERUNGSBOLZEN

SPANISH

- 1) TOLVA
- 2) AGITADOR
- 3) BOMBA DE TORNILLO EXCÉNTRICO
- 4) MEZCLADORA DE EJE HORIZONTAL
- 5) BASTIDOR PORTANTE SOBRE RUEDAS
- 6) SEGURIDAD REJILLA AGITADOR
- 7) SEGURIDAD REJILLA MEZCLADORA
- 8) SEGURIDAD PORTEZUELA MATERIAL MEZCL.
- 9) BARRA ANTICICLISTA
- 10) CUADRO ELÉCTRICO
- 11) SISTEMA HIDRÁULICO
- 12) MOTOR DIESEL
- 13) DEPÓSITO COMBUSTIBLE
- 14) RADIADOR SISTEMA HIDRÁULICO
- 15) GANCHO DE ELEVACIÓN
- 16) RADIADOR MOTOR DIESEL
- 17) REJILLA PROTECCIÓN MEZCLADORA
- 18) PORTEZUELA MATERIAL MEZCLADORA
- 19) REJILLA PROTECCIÓN AGITADOR
- 20) MANDOS MARCHA PARADA
- 21) PERNO DE SEGURIDAD

**Particolare attenzione deve essere fatta alle avvertenze contrassegnate con questo simbolo:
Il faut prêter une attention toute particulière aux notes précédées de ce symbole :
Special attention must be given to warnings with this symbol:
Lesen Sie die mit diesem Symbol bezeichneten Abschnitte mit besonderer Aufmerksamkeit:
Se tiene que prestar una atención especial a las indicaciones marcadas con el signo:**





TABELLA - TABLEAU - TABLE - TABELLE - TABLA 1

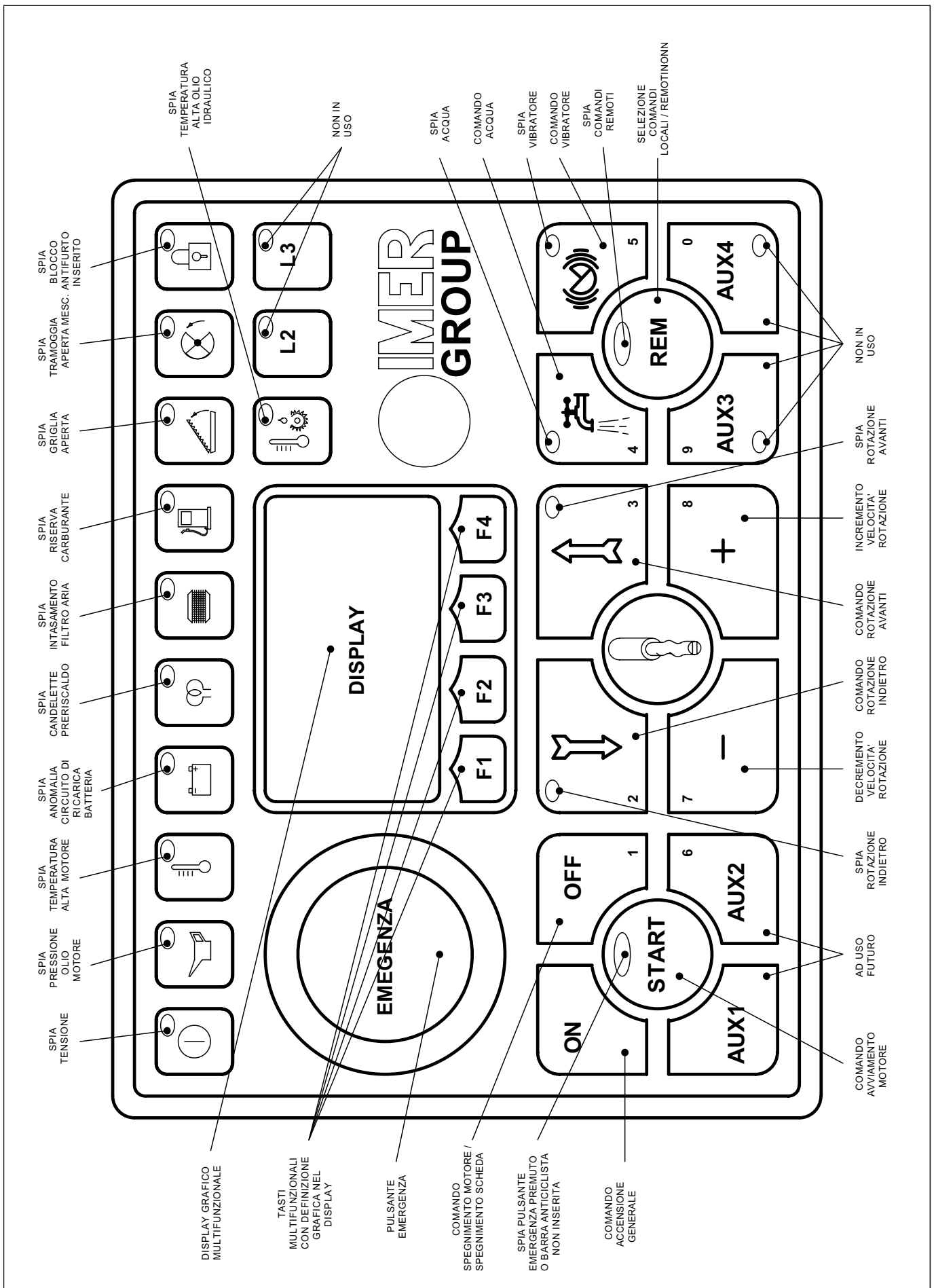
I	F	GB	D	E	SILENT 300 SILENT 300 A	
DATI TECNICI	DONNEES TECHNIQUES	TECHNICAL DATA	TECHNISCHE DATEN	DATO TECNICOS		
Codice macchina	Code machine	Machine code	Maschinencode	Código de la máquina		
MOTORE DIESEL LOMBARDINI FOCS -1003 3CIL.(SILENT 300) -1404 4CIL.(SILENT300A)	MOTEUR DIESEL LOMBARDINI FOCS 1033 CYL. 1444 CYL.				-kW -kW	14.5 (2400rpm) 21.2 (2800rpm)
ALIMENTAZIONE COMANDI	ALIMENTATION COMMANDES	CONTROLS POWER SUPPLY	STROMVERSORGUNG BEDIENELEMENTE	ALIMENTACIÓN DE LOS MANDOS	V	12
COMPRESSORE PORTATA	COMPRESSEUR DEBIT				Nl/min	400
COMPRESSORE PRESSIONE MASSIMA	COMPRESSEUR PRESSION MAXIMALE				bar	5
TARATURA PRESSOSTATO	ÉTALONNAGE PRESSOSTAT EAU (MIN/MAX)	WATER PRESSURE SWITCH SETTING (MIN/MAX)	EICHUNG WASSERDRUCKSCHALTER (MIM/MAX)	CALIBRADO DEL PRESOSTATO DEL AGUA (MIM./MÁX.)	bar	2
TARATURA CIRCUITO OLEODINAMICO POMPA	TARAGE CIRCUIT HYDRAULIQUE DE LA POMPE				bar	240
TARATURA CIRCUITO MESCOLATRICE	TARAGE CIRCUIT DU MALAXEUR				bar	200
PORTATA TEORICA - POMPA 2L6 (SILENT 300) - POMPA 60.12(SILENT300A)	DEBIT THEORIQUE POMPE 2L6 POMPE 60.12	MATERIAL FLOW RATE	MATERIALDURCHSATZ	CAUDAL DEL MATERIAL	mc/h	0-3.6 0-13
PRESSIONE MASSIMA DI LAVORO	PRESSION MAXIMALE DE SERVICE	MAXIMUM PRESSURE	HHÖCHSTDRUCK	PRESIÓN MÁXIMA	bar	40
CAPACITÀ TRAMOGGIA	CAPACITE TREMIE				l	180
CAPACITÀ MESCOLATORE	CAPACITE CUVE MALAXEUR				l	180
MASSIMA DISTANZA DI POMPAGGIO (*)	DISTANCE MAXIMALE DE POMPAGE (*)	MAXIMUM PUMPING DISTANCE (*)	MAX. PUMPFÖRDERSTRECKE (*)	MÁXIMA DISTANCIA DE BOMBEO (*)	m	40-50
MASSIMA ALTEZZA DI POMPAGGIO (*)	HAUTEUR MAXIMALE DE POMPAGE (*)				m	80-100
DIMENSIONI LUNGHEZZA LARGHEZZA ALTEZZA	DIMENSIONS LONGUEUR LARGEUR HAUTEUR	DIMENSIONS	ABMESSUNGEN	DIMENSIONES	mm	3350 1360 1340
TUBO GOMMA MANDATA MATERIALE	TUYAU CAOUTCHOUC DE REFOULEMENT MATERIAU				mm	DN50 DN35 DN25
GRANULOMETRIA MASSIMA TRASPORTABILE - POMPA 2L6 - POMPA 60.12	GRANULOMETRIE MAXIMALE TRANSPORTABLE - POMPE 2L6 - POMPE 60.12				mm	4-6 6-8
TEMPERATURA AMBIENTE LAVORATIVO	TEMPERATURE AMBIANCE DE TRAVAIL				T°	+35 +5
Peso TOTALE	POIDS TOTAL				kg	720
LIVELLO EMISSIONE SONORA L_{pa} A 1M - 98/37/CE L_{wa} - EN ISO 3744 2000/14/CE	NIVEAU DE PUISSANCE SONORE L _{pa} A 1M - 98/37/CE L _{wa} - EN ISO 3744 2000/14/CE	NOISE EMISSION LEVEL L _{pa} A 1M - 98/37/CE L _{wa} - EN ISO 3744 2000/14/EC	GERÄUSCHPEGEL L _{pa} IN 1M - 98/37/EG L _{wa} - EN ISO 3744 2000/14/EG	RUIDO L _{pa} A 1M - 98/37/CE L _{wa} - EN ISO 3744 2000/14/CE	dB(A)	<78 96 (SILENT300) 100 (SILENT300A)
NORME DI PROGETTO	NORMES DE PROJET	DESIGN STANDARDS	PROJEKTNORMEN	NORMAS DE PROYECTO	EN 12100-1/2 EN 60204 - 1 EN 12001 97/23/CE	

(*) NOTA/REMARQUE/NOTE/HINWEIS/NOTA:

LA DISTANZA E L'ALTEZZA DI POMPAGGIO SONO SOGGETTE A DELLE VARIANTI, QUESTE POSSONO RIGUARDARE: IL TIPO DI MATERIALE USATO, ALTEZZA SERVITA, CONSISTENZA DEL MATERIALE, COMPRESSORE AUSILIARIO, TUBAZIONI DI MANDATA/LA DISTANCE DE POMPAGE EST SUJETTE À VARIATIONS, POUVANT CONCERNER : LE TYPE DE MATÉRIAU UTILISÉ, LA HAUTEUR SERVIE, LA CONSISTANCE DU MATÉRIAU, LE TYPE DE POMPE (VIS + STATOR) INSTALLÉE/THE PUMPING DISTANCE IS SUBJECT TO VARIATIONS, WHICH MAY REGARD: THE TYPE OF MATERIAL USED, SERVICE HEIGHT, CONSISTENCY OF MATERIAL, TYPE OF PUMP (SCREW + STATOR) INSTALLED/DIE PUMPFÖRDERSTRECKE VARIERT IN FUNKTION FOLGENDER FAKTOREN: , MATERIALTYP, PUMPHÖHE, MATERIALKONSISTENZ, PUMPENTYP (SCHNECKE + STATOR)/LA DISTANCIA DE BOMBEO DEPENDE DE VARIOS FACTORES, COMO, POR EJEMPLO, EL TIPO DE MATERIAL USADO, LA ALTURA SERVIDA, LA CONSISTENCIA DEL MATERIAL Y EL TIPO DE BOMBA (TORNILLO + ESTATOR) INSTALADO.

DOCUMENTAZIONE DI LEGGE CONSEGNATA CON LA MACCHINA:
N°2 COPIE DELLA DICHIARAZIONE DI CONFORMITÀ PER VEICOLI DI TIPO OMOLOGATO.

LEGEND CONTROL PANEL BUTTONS



Dear Customer,

Congratulations on your purchase: the IMER plastering machine with incorporated horizontal axis mixing machine, resulting from years of experience, offers maximum reliability and innovative technical solutions.

- WORKING IN SAFETY.

Before using the machine, carefully read the following instructions as well as the instructions given in the attached manuals for the compressor and the Diesel engine.


This OPERATION AND MAINTENANCE manual must be kept by the firm's manager at the worksite, and be always available for consultation, together with the operation and maintenance manuals for the compressor and the Diesel engine.

The manual should be considered an integral part of the machine and must be kept for future reference (EN 12100-2) until demolition of the machine. If lost or damaged, another one can be requested from the Manufacturer.

The manual contains the EC declaration of conformity (98/37/EC) important information on worksite preparation, installation, use, maintenance and ordering spare parts. In any case, the user must have adequate experience and knowledge of the machine: the user must be trained by a person thoroughly familiar with the machine's use and operating procedures.


To guarantee the operator's safety, safe operation and long life of the machine, the instructions in this manual must be observed, together with the current regulations on safety and accident-prevention at work (use of adequate footwear, clothing, dust masks, gloves, glasses, etc.).

 - **Make sure warnings are always legible.**

 - **DO NOT make modifications of any kind to the metal structure or systems of the plastering machine.**

 - **Always work with the casing closed.**

Pay attention when opening the casing: on the inside there are very hot parts (in particular, engine, compressor, radiator), moving parts (alternator, motor fan, compressor flywheel) and there may be traces of harmful liquids (in particular, battery acid).

 - **Check the perfect efficiency of the safety devices, and in particular the emergency button and the devices for stopping mixer and agitator in case of opening of the grill and mixer material door and hopper grill.**

IMER INTERNATIONAL declines any liability in case of improper use, feed defects, lack of maintenance, unauthorised modifications, and partial or total non-compliance with the instructions contained in this manual.

1. TECHNICAL DATA

Table 1 gives the technical specifications of the plastering machine, with reference to figure 1.

2. DESIGN AND CONSTRUCTION STANDARDS

The pumps are designed and built in accordance with the standards given in table 1.

3. NOISE LEVEL

Table 1 gives the sound pressure levels of the plastering machine measured at the operator's ear (L_{pA} at 1 m - 98/37/EC) and the noise level in the environment (power L_{WA}) measured according to EN ISO 3744 (2000/14/EC).

4. DESCRIPTION OF PLASTERING MACHINE OPERATION

- The PLASTERING MACHINE is intended for use in building sites, for mixing and pumping conventional and premixed plasters and finishing coverings. The premixed materials must be declared pumpable with these types of machines by the producer.

4.1 DESCRIPTION OF PLASTERING MACHINE (see Fig. 1)

The main elements of the plastering machine are a hopper (ref. 1) inside of which there is an agitator (Ref. 2) that controls an eccentric screw pump (Ref. 3). The mix, prepared

with the horizontal axis mixing machine (Ref. 4) only provided for the SILENT300 machine, is poured into the hopper and pumped by the eccentric screw pump to the sprayer through the material delivery pipes. Air from the auxiliary piston compressor incorporated in the machine also reaches the sprayer and the material is thus sprayed on the wall. The machine is completed by a supporting casing on wheels (Ref. 5) incorporating a Diesel engine (Ref. 12), electrical panel (Ref. 9), pneumatic system, hydraulic system (Ref. 10) with variable delivery pump.

The machine is supplied with the material delivery pipes and a sprayer (Fig. 7).

The machine can be fitted with several accessories, and in particular a vibrating screen (DWG9,PAGE26), a cable remote control, a radio control, a spray nozzle for finishing surfaces and grooves and a hydraulically controlled pressure water cleaner.


The pressure water cleaner enormously facilitates end of day machine cleaning operations.

The machine can be supplied in the preparation for pumping self-levelling materials, therefore for use as a pump and not as a plastering machine. In which case, it is equipped with a more powerful Diesel engine, an eccentric screw with higher delivery, and is without an air compressor; the sprayer is not supplied but the remote control and screen are included (DWG.11,PAGE29).

The machine can be supplied in the version approved for towing on roads.

The type-approved towing set-up simplifies machine moving and placing operations.

5. GENERAL SAFETY INSTRUCTIONS (Fig. 1)


 - **Before using the plastering machine make sure the protection devices have not been removed. In particular check the following safety devices:**

- **Opening of the mixer grill must stop mixer movement by means of the device of Ref. 7**

- **Opening of the mixer material door must stop mixer movement by means of the device of Ref. 8**

- **Opening of the agitator grill must stop mixer movement by means of the device of Ref. 6**

The machine does not start if the side impact bar on the mixing machine side is not correctly fixed in the work position (Ref. 9).

 - **Never direct the sprayer towards anyone when the air and material pipes are connected: if the air hose is damaged it could cause accidental starting of the plastering machine.**

! - Always relieve the pressure before disconnecting the pipes, turning the eccentric screw in the opposite direction for a few seconds: the pressure gauge (Fig. 2) must indicate a pressure of 0 bar.

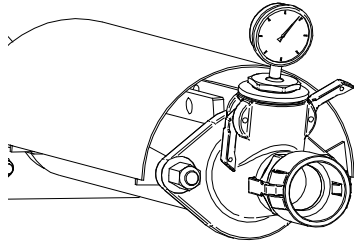


Fig. 2

! - After turning the eccentric screw in the opposite direction for a few seconds, squeeze the pipes to make sure there is no residual pressure inside before disconnecting them. If necessary, strike the pipe with a rubber mallet at the places where it is clogged.

! - Turn the machine off before accessing the agitator in the hopper or the mixing machine mixer.

! - The casing must be closed by key during use.

! - Always switch off the Diesel engine before opening the casing.

! - Pay attention when opening the casing, because there may be very hot parts and flammable and/or corrosive liquids inside the engine compartment.

The accident-prevention regulations and safety instructions must be observed in the work area.

In particular, there must be a completely free area of at least 1 metre around the machine and a flat treadable surface where only the machine operator stands.

When using the mixing machine, the operator must constantly make sure that no one else is near the work area.

Take care when handling bags of material, and avoid creating sprays which could come into contact with eyes or other parts of the body. Wear safety glasses and gloves. Do not raise dust, which could be inhaled. Always wear a mouth and nose mask during use.

! - The machine must not be used in places where there is risk of explosion and/or fire, or in underground excavations. The plastering machine does not have its own lighting, therefore the workplace must be adequately lit.

6. ELECTRICAL SAFETY

The SILENT 300 plastering machine has a 12 Vdc electrical system.

7. MECHANICAL SAFETY

The hazardous parts of the IMER plastering machine are protected by suitable safety devices, which must remain fitted and kept in perfect condition, such as the Diesel engine cooling fan guard and in particular the grills and the protection in the hopper and on the mixing machine, that prevent contact with the agitator and the mixer located inside the hopper and mixing machine: when the latter are opened the agitator and/or mixer automatically stop.

! - The grills must not be tampered with in any way or for any reason: tampering with the grills can be the cause of serious accidents at work with these types of machines.

8. TRANSORTABILITY AND TOWABILITY (Fig. 3)

Before moving the plastering machine it is advisable to lift the mixing machine, disconnect the material delivery pipe and air hose and, if present, the pressure water cleaner suction and delivery hoses and the cable control. This must always be done when lifting the machine.

There must also not be any material in the hopper or the mixing machine.



Fig. 3

! - Important! Before lifting or towing the plastering machine

- Always disconnect the material delivery pipe and air hose and, if present, the pressure water cleaner hoses.

- If present, remove the remote control and screen, which must always be carried separately.

- Always make sure all components of the machine are correctly secured and fixed and, in particular, that the mixing machine is secured with the safety pin.

To lift the machine, use the special point provided on top of the cab (Fig. 1, Ref. 15).

! - Important! Lift carefully because the machine can easily sway.

! - Important! Never use hooking points different from that indicated in figure (Fig. 1, Ref. 15) to lift the machine.

Use lifting equipment suitable for the overall weight of the machine indicated in table 1.

Before towing the machine, remove the pressure gauge (Fig. 2), correctly position the drawbar so that, with the machine and the last element of the drawbar horizontal, the coupling is at the height of the tow hook, correctly secure the various drawbar elements (Fig. 3) hook the safety cable, couple the lights cable, after lifting and locking the mixing machine with the safety pin (Fig. 1, Ref. 21) correctly position the side impact bar (Fig. 1, Ref. 9), lift and lock the stabiliser feet, check the tyre pressures and operation of the various luminous devices, make sure there are no elements of the plastering machine or various material (screen, bags of material, pipes, tools, etc.) on the machine, and make sure the machine is generally in order.

9. INSTALLATION (Fig. 4)

Position the plastering machine in a place where it is possible to have a completely free area of at least 1 metre around it and a flat treadable surface where only the machine operator stands. When using the mixing machine the operator must constantly visually make sure no one else near the work area, and therefore machine positioning should easily allow the meeting of that requirement.

The machine must also be placed in such a way as to use the least possible piping, without any obstacles during use and cleaning.

Place the machine, correctly positioning the support feet. The ground on which the machine stands must be firm, and in particular the feet support points (Ref. 1) must be very solid. Block the wheels.

! - Important! The machine must rest on a flat and firm surface, so as not to jeopardise the stability of the plastering machine during use.

Remove the safety pin from the mixing machine (Ref. 4). Make sure the mixer and hopper grill locking device (Ref. 2) is activated.

Fold and lock the side impact bar before lowering the mixing machine (Ref. 3): for safety reasons the motor will not start if that operation is not carried out.

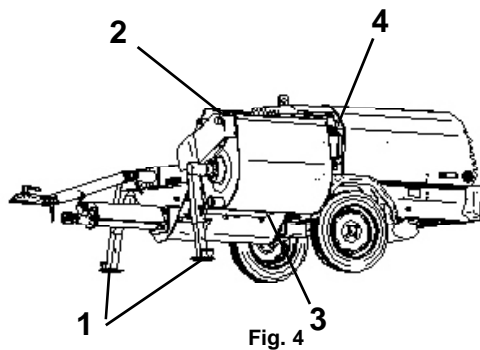


Fig. 4

Fit the pressure gauge.

Extend the material delivery and air pipes from the machine to where the product is to be sprayed, avoiding tight bends or constrictions.

Properly tighten the cam-lock couplings (Fig. 5a/A), making sure to fit the gaskets and connect the sprayer to the pipe ends.

! - Only use original IMER pipes and fittings. The use of pipes and fittings not complying with IMER specifications can compromise correct machine operation as well as the safety of operators.

! - Before starting work, always check that the pipes, fittings and gaskets are in perfect condition.

If present, after correctly positioning it on the hopper, connect the vibrating screen plug to the special socket on the machine. If present (always present in the version for self-levelling material) connect the remote control to the special socket (Fig. 6, Ref. 1).

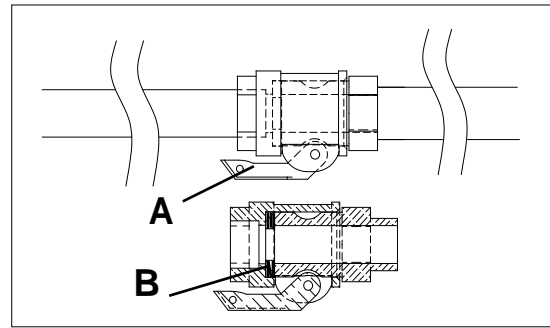


Fig. 5a

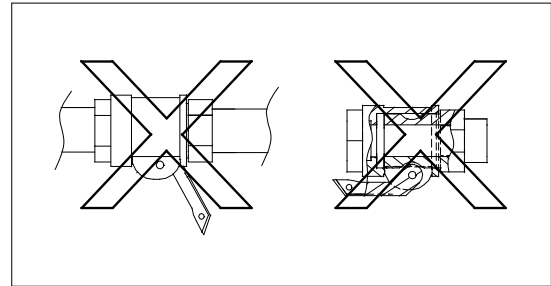


Fig. 5b




Fig. 6

10. ENGINE AND COMPRESSOR CHECK

Check the engine oil level and the Diesel fuel tank level before starting work.

10. START-UP (see Fig. 8/9/10)

After placing the machine, prepare three or four buckets of grout (50% water, 50% cement or lime). Pour the grout into the machine hopper or, if using colouring products, directly in the machine piping before connecting it. In which case pour about 30-40l of coloured product in the hopper.

Take the material pipes, make sure they are in good condition, the connections are integral and that the relevant gaskets are present, and connect them to the delivery manifold and the sprayer. Make sure the cam levers (A) of the connections are properly secured and that the gasket (B) is present as shown in Fig. 5a. Close the sprayer air cock (Fig. 7, Ref. 1). Open the air to machine cock (Fig. 6, Ref. 2).

Make sure the levers of the distributor (Fig. 8, Ref. 1) are all in the middle position.

NB: The SILENT 300A version only has the left lever (Fig. 8, Ref. 17), necessary for operating the pressure water cleaner, as described below (Fig. 8B).

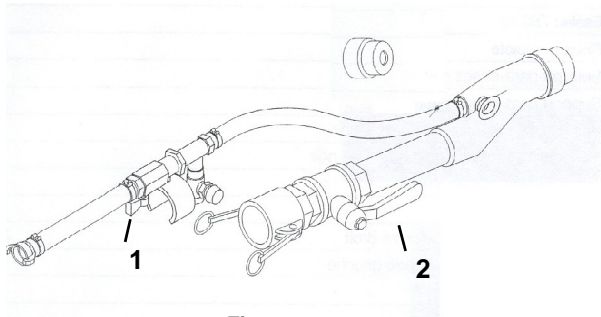


Fig. 7

Make sure the impact bar on the mixing machine side is lowered and locked. Make sure the emergency button is not pressed (Fig. 8, Ref. 2), releasing it if necessary. Press the ON button (Fig. 8, Ref. 3) on the electrical panel, wait until the indicator light of the glow plugs (Fig. 8, Ref. 4) goes off then press the START button (Fig. 8, Ref. 5): the Diesel engine starts.

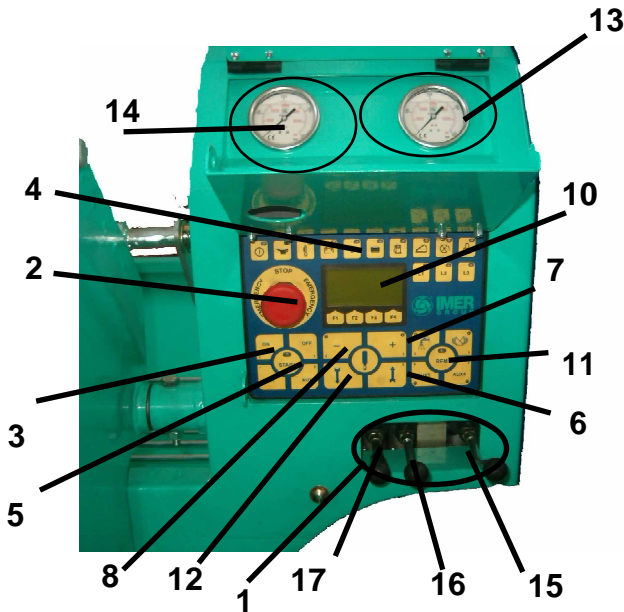


Fig. 8

The machine can be provided with an access code: in which case, after pressing the ON button, press the code entering button, then the 5-digit secret code - the numbers for entering the code are the small numbers on the bottom buttons of the panel - then press the code entering button again: the machine is now ready to operate.

Press the arrow button at the top of the dial with the eccentric pump symbol (Fig. 8, Ref. 6): the machine is now ready to pump

Operate the (+) delivery (Fig. 8, Ref. 7) and (-) delivery buttons (Fig. 8, ref.8) to adjust the delivery given on the display (Fig. 8, Ref. 10) to 60.

Open the air to sprayer cock (pneumatic control) (Fig. 7, Ref. 1). Otherwise the machine can be started using the electric remote control. The pump starts to turn slowly. When the electric remote control is connected, the REM button (Fig. 8, Ref. 11) must be pressed: the machine can only be controlled by the electric remote control. Wait until the grout has reached the level of the agitator or when coloured product comes out the sprayer. Now, stop the machine by means of the pneumatic or electric control, fill the hopper and

start work. Adjust the quantity of material delivered by the sprayer, using the (+) and (-) buttons.

The material cock (Fig. 7, Ref. 2) located on the sprayer for premixed and conventional materials must never be closed without firstly closing the air cock, in order to prevent early wear of the screw unit.

Press and hold down the arrow button at the bottom (Fig. 8, Ref. 12) to reverse the eccentric screw rotation direction.

Do not prolong this operation for more 4 or 5 seconds, so as not to damage the screw.

The pressure gauge (Fig. 8, Ref. 13) indicates the pressure of the eccentric screw pump control hydraulic circuit: it is normally between 60 and 100 bar, and rises to 240 bar in case of clogging or blocked screw due to a prolonged stop.

Try operating the mixing machine by means of the right mixer lever (Fig. 8, Ref. 15): with the top lever the mixer turns correctly; with the bottom lever it turns in the other direction.

Try lifting and lowering the mixing machine by means of the middle mixer lever (Fig. 8, Ref. 16).

The pressure gauge (Fig. 8, Ref. 14) indicates the pressure of the mixing machine control hydraulic circuit: it is normally between 60 and 140 bar, and rises to 200 bar in case of mixer blocking or during mixing machine lifting and lowering.

The left lever (shorter) of the distributor (Fig. 8, Ref. 17) is used for operating the hydraulically controlled pressure water cleaner: it must be in the middle position when the pressure water cleaner hoses are not connected to the water supply. Otherwise the pressure water cleaner will quickly become permanently damaged.

In case of an emergency, press the red emergency button (Fig. 8, Ref. 2) to stop the machine.

The SILENT 300A is equipped with a throttle lever for adjusting the Diesel engine speed from 2400 to 2800 RPM, which remains constant at 2400 RPM (Fig. 8B) in the SILENT300.



Fig. 8B

The machine must never be started or remain without material in the hopper during operation, otherwise this will cause early wear of the stator and screw.

- Never direct the sprayer at anyone.

12. OPERATION

- The hopper safety grill, mixing machine material door protection and safety grill must always be present and secured.

Do not put anything other than wet preprepared material in the hopper and anything other than preparation material in the mixing machine.

- Opening the mixing machine or hopper grill stops the relevant moving parts. Always check correct operation of the protection devices.

⚠ - Always operate with the casing closed by key. Always switch off the Diesel engine before opening the casing. There are very hot parts, acids (battery) and flammable liquids (oil and Diesel fuel) inside.

⚠ - Wear the required personal protection equipment before starting work.

Interruptions of more than 30 min. should be avoided, and in any case reduced to the minimum necessary when using rapid-drying materials.

A prolonged stop can cause clogging in the material delivery pipes: no material comes out the sprayer and the pressure gauge indicates a higher pressure than the normal working value.

Press the "down arrow" button (Fig. 8, Ref. 12) (the opposite of the normal work position), the mortar pump motor turns in the opposite direction and the pipes are depressurised. Stop the machine as soon as the pipe becomes easy to squeeze (the pressure gauge reads 0 bar).

Locate the clogging in the hose and eliminate it by striking the hose with a rubber mallet and completely empty it by hand.

⚠ - If necessary, disconnect the sprayer or open the pipe connections, firstly making sure there is no residual pressure inside the pipes. The material pressure gauge must indicate 0 bar and the pipes must be soft, except the clogged part.

The operator carrying this out must be specially trained in these procedures.

Reconnect the pipes and sprayer, turn the main switch to the correct position and restart the machine.

⚠ - Do not move the machine when the hopper or mixing machine are full.

A decrease in material delivery to the sprayer may indicate a worn pump. Try gradually tightening - one turn at a time - the screws of the pump clamp (Fig. 9, Ref. 3) located under the

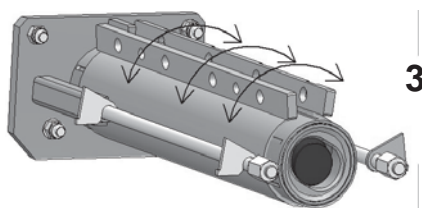
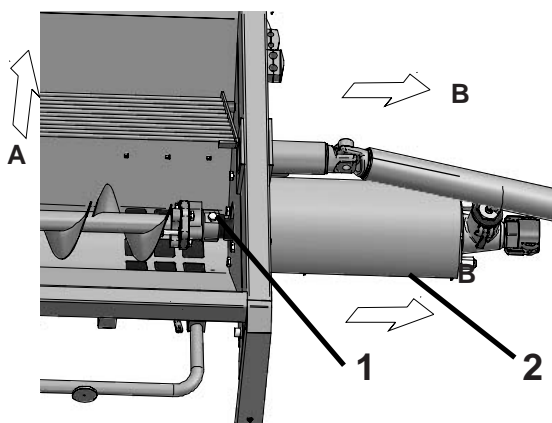


Fig. 9

guard (Fig. 9, Ref. 2) and check if that solves the problem. Otherwise, to replace the pump, carry out as follows. Bring the delivery to minimum and stop the machine in a position where

the eccentric screw drawing bolt (Fig. 9, Ref. 1) can be easily removed. With the machine empty and clean, and with the engine switched off, lift the hopper grill (Fig. 9, A), loosen the pump clamping stay bolt nuts, remove the screw drawing bolt (Fig. 9, Ref. 1) then remove the screw and stator (Fig. 9, B) at the same time.

To insert the screw in the stator, use the lubricant spray available from IMER. Never use mineral oil or grease for fitting the screw, as this may damage the stator. Avoid all benzenes.

Refit the pump making sure to insert the agitator in the special spaces.

Whenever the fuel reserve light flashes during work, the machine will automatically stop in about 20 minutes if refuelling is not carried out, in order to avoid pointless lost time due to the engine shutting down due to no fuel.

If an engine, electrical or hydraulic system anomaly occurs, preventing the continuation of work, promptly wash the machine and pipes. Also, disassemble the pump, remove the screw from the stator and clean it. On completion reassemble all components.

13. MACHINE STOPPING AND CLEANING

At the end of work, stop the machine - press the arrow button at the top and bring the mixing machine operation lever to the middle position - after completely emptying the mixing machine and hopper of material.

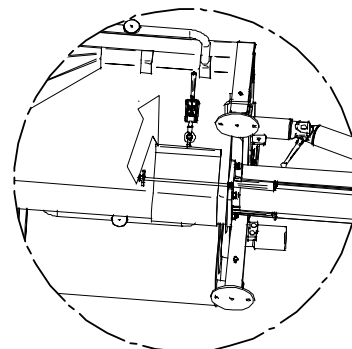


Fig. 10

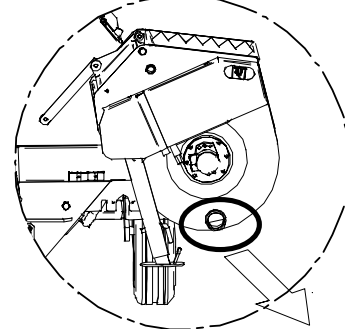


Fig. 11

⚠ - Before disconnecting the sprayer or pipes, make sure there is no residual pressure inside them.

- Open the sprayer air cock, disconnect the sprayer and wash it thoroughly, cleaning the nozzle with the special tool supplied.
- Disconnect the material pipes from the delivery manifold.
- Open the mixing machine grill and wash it thoroughly.

⚠ - If the inside of the mixer has to be accessed during the operation, firstly switch off the Diesel engine.

- Empty the mixing machine by removing the plug (Fig. 11) or emptying it in the hopper.
- Open the discharge on the bottom of the hopper (Fig. 10)

- Wash the hopper thoroughly.
- Close the hopper discharge and fill the hopper with water.
- Restart the machine for a few seconds until clean water comes out the manifold: this ensures complete cleaning of the pump.

If the pressure water cleaner is present, after connecting the suction pipes (Fig. 12, Ref. 1) to a water supply with an adequate flowrate (at least 25 l/min) - **do not suck water from a drum** - and the delivery pipes, with the lance supplied, to the connection on the machine (Fig. 12, Ref. 2), start it with the left lever (shorter) of the distributor (Fig. 8, Ref. 17) and begin washing operations.

Make sure not to accidentally operate the pressure water cleaner control lever during work: by turning empty it will quickly become permanently damaged.

! - Never direct the water jet at anyone. Never direct the water jet towards the electrical panel or other delicate parts of the machine. Do not use the pressure water cleaner to clean inside the plastering machine.

- For cleaning, fill the hopper with clean water.
 - Insert two washing sponges in the pipes still full of material and refit the the piping on the manifold (Fig. 13).
 - Start the machine again so that clean water comes out.
- If there is even slightest chance of freezing, open the hopper discharge, disconnect the pipes and completely drain the water.




Fig. 12

14. MAINTENANCE

! - Do not move the machine with the mixing machine or hopper full of material.

! - Maintenance must be performed by expert personnel, after switching the machine off.

If, due to an anomaly, the plastering machine stops during work, promptly wash the machine and pipes.

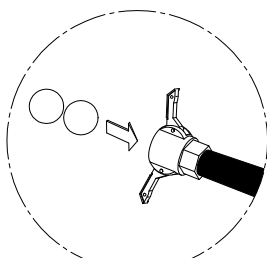


Fig. 13

Make sure there were no oil leaks from the hydraulic system, engine or the compressor during the stop. In case of doubt, check the oil levels with the machine perfectly flat.

Perform the periodical maintenance operations specified in the Diesel engine manual.

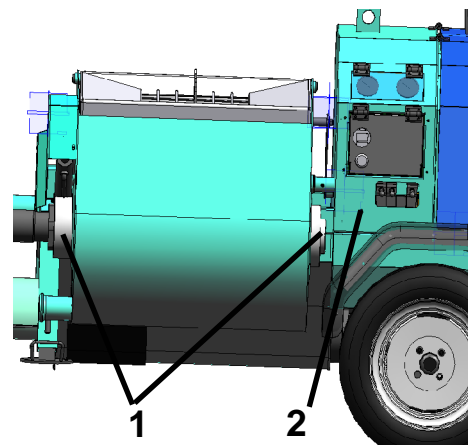


Fig. 14

14.1 DAILY MAINTENANCE

Every day, at the end of work and with the machine running, grease the two mixer shaft support points (Fig. 14, Ref. 1) and the agitator support by means of the grease nipple shown in Fig. 14, Ref. 2.

A grease pump is supplied with the machine for that purpose. The operation is complete when grease comes out of the shaft glands.

Do not apply more grease, so as not to pollute the material to be pumped at the start of work.

Every day, check correct operation of the safety devices, and in particular the grill safeties (Fig. 1, Ref. 6,7,8,9,21), and the emergency pushbutton (Fig. 8, Ref. 2).

Top-up the fuel tank at the end of work.

Check the engine oil level at the start of work.

At the start of work, make sure there were no oil leaks from the hydraulic system, engine or the compressor during the stop. Check the oil levels with the machine perfectly flat.

14.2 WEEKLY MAINTENANCE

Every week a specialised person must grease all the required points on the machine and also perform a general machine check.

In particular, make sure:

- the mixer shaft and agitator seals are in good condition
- the flexible coupling in the hopper and the eccentric screw drawing bolt are in perfect condition.
- the delivery manifold is clean and not worn, the pressure gauge is efficient;
- the air filter is clean; replace it if necessary;
- the compressor belt is in good condition and correctly tightened;
- the engine and hydraulic system radiators are clean;
- the battery is charged, the level and specific gravity of the electrolyte are correct.

Also make sure:

- the pipes, connections and respective gaskets and supports are in good condition and properly tightened;
- the distributor, solenoid valves, pressure gauges and pressure switches are efficient.
- In general, that the entire machine and relevant accessories are perfectly efficient.


All the indications regarding the type and frequency of intervention given in the Diesel engine operation and maintenance manual must be respected.


After the first 50 hours, in addition to the maintenance operations indicated in the Diesel engine manual, and in particular, oil change, oil filter change and Diesel oil filter change, check the tension of the alternator belt, change the compressor oil and the hydraulic circuit oil filter.

DWG. 2 - OILS AND GREASE FOR MAINTENANCE -		
Ref.	Code	I
1	2246869	OIL FOR HYDRAULIC SYSTEM: AGIP "OSO 46"
2	3225364	DIESEL ENGINE OIL URANIA/T
3	3225364	COMPRESSOR OIL DICREA 150
4	2246890	GREASE "GR MU3"

14.3 SIX-MONTHLY MAINTENANCE


Every six months have the machine checked by an authorised IMER assistance centre.

 - **Old oil is special waste. Therefore it must be disposed of according to the current regulations.**

 - **Always keep the wordings and indications on the machine legible.**


In particular, every 500 hours or 6 months (whichever comes first) have the hydraulic system filter changed and every 1000 hours or 1 year (whichever comes first) have the hydraulic system and compressor oil changed.

15. REPAIRS

 - **Repair, maintenance or lubrication operations must always be carried out with the machine stopped and the engine switched off, except for the greasing indicated in par. 14.1.**

All maintenance operations, except for daily maintenance in any case to be carried out by professionally qualified personnel, can only be performed by specialised personnel.

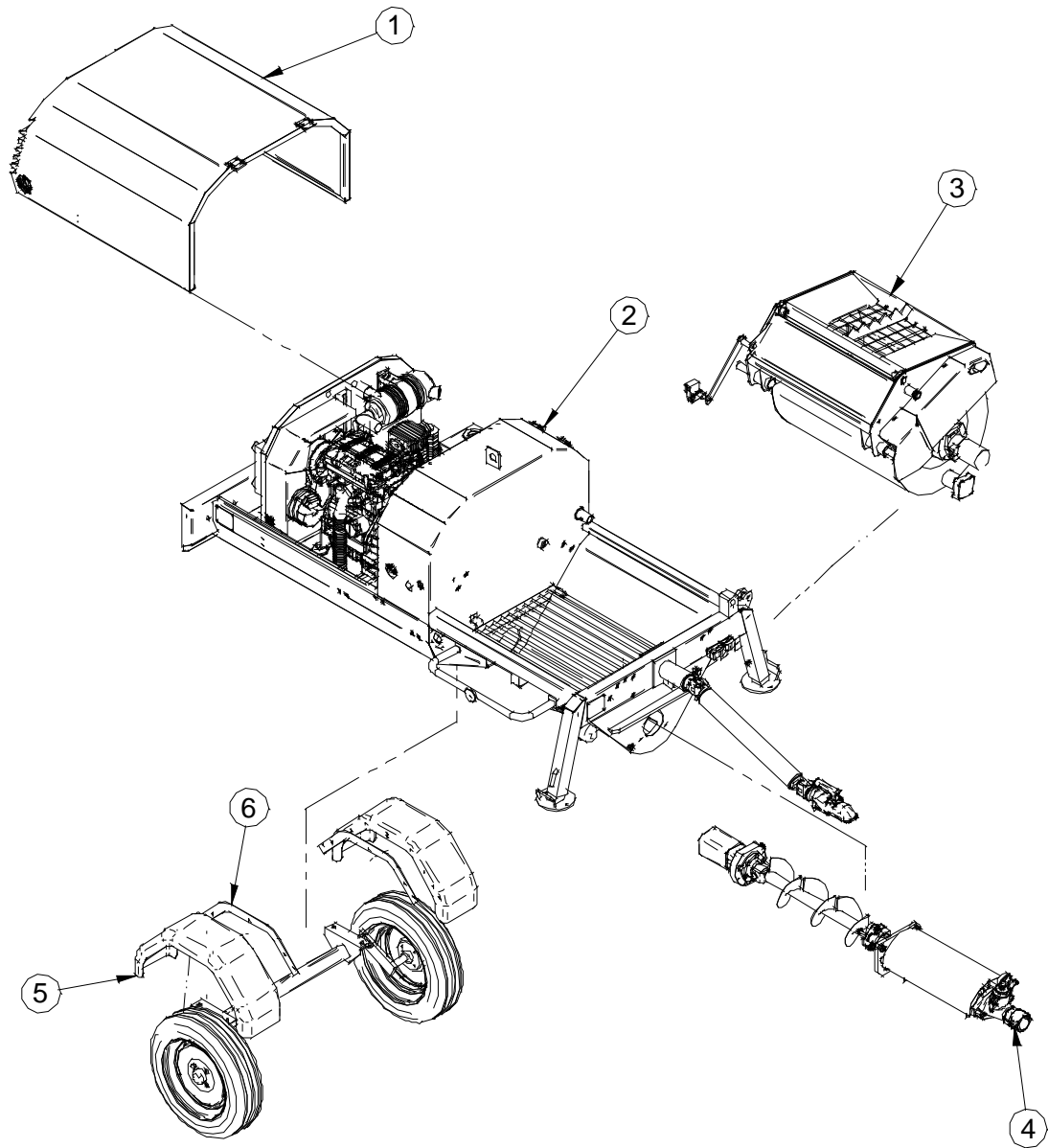
Only use original IMER spare parts, which must not be modified.

 - **If any guards are removed for repairs, ensure they are correctly refitted at the end of work and check the operation of protection devices.**

NOTE:

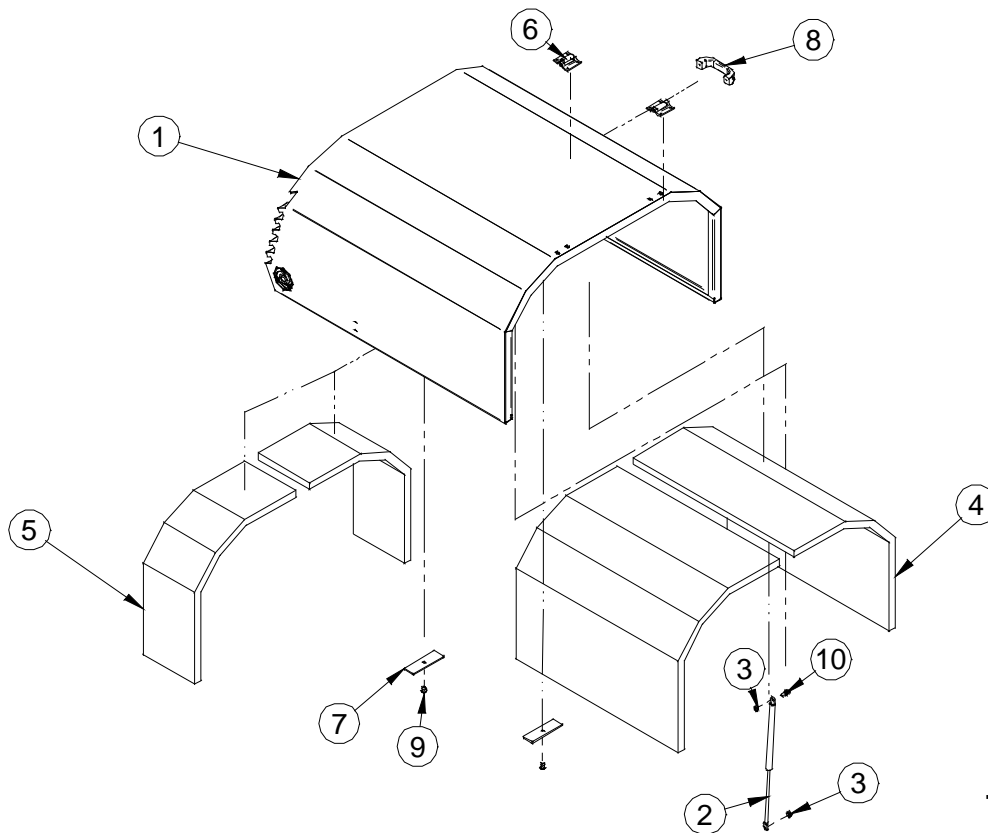
IMER INTERNATIONAL reserves the right to modify the characteristics of the plastering machine and/or the contents of this manual, without having to update the previous manuals and/or machine.

PROBLEMS	CAUSES	CURES
THE ENGINE DOES NOT START	FLAT BATTERY	CHARGE/REPLACE THE BATTERY
THE MIXER STOPS DURING OPERATION	- GRILL OPEN - MIXER TOO FULL OR MATERIAL TOO HARD - NO PRESSURE IN HYDRAULIC CIRCUIT (PRESSURE BELOW 180/200 BAR)	- CLOSE THE GRILL - ADD WATER TO THE MIX - CHECK THE SETTING OF THE PRESSURE RELIEF VALVES ON THE DISTRIBUTOR: THIS OPERATION MUST BE CARRIED OUT BY QUALIFIED PERSONNEL
THE MACHINE DOES NOT START ON OPENING AIR TO THE SPRAYER	- DIRTY NOZZLE - AIR PRESSURE SWITCH NOT CALIBRATED	- CLEAN THE NOZZLE - CHECK THE SETTING OF THE PRESSURE RELIEF VALVES ON THE DISTRIBUTOR: THIS OPERATION MUST BE CARRIED OUT BY QUALIFIED PERSONNEL
THE MACHINE DOES NOT STOP WHEN THE AIR IS CLOSED	AIR PRESSURE SWITCH NOT CALIBRATED	- CHECK THE SETTING OF THE PRESSURE RELIEF VALVES ON THE DISTRIBUTOR: THIS OPERATION MUST BE CARRIED OUT BY QUALIFIED PERSONNEL
MIXER BLOCKED (OIL PRESSURE GAUGE AT 200 BAR)	MATERIAL TOO DRY	ADD WATER TO THE MIX
AGITATOR PUMP BLOCKED (OIL PRESSURE GAUGE AT 250 BAR)	CLAMP TOO TIGHT WORK PRESSURE TOO HIGH	- LOOSEN THE CLAMP SCREWS - MODIFY THE MIX, REDUCE THE LENGTH OF THE PIPES, OR USE LARGER DIAMETER PIPES
THE MATERIAL DOES NOT PASS THROUGH THE SPRAYER NOZZLE	PIPE OBSTRUCTED ENCRUSTED MATERIAL ON HEAD OBSTRUCTING THE PASSAGE CLAMP NOT PROPERLY ADJUSTED	- POOR MIX, MODIFY IT - PAUSE TOO LONG, REDUCE THE PAUSE TIMES - CLAMP NOT CORRECTLY ADJUSTED, CORRECTLY ADJUST IT - CLEAN THE DEFLECTOR AND SPRAYER, IF NECESSARY - ADJUST THE CLAMP
DURING OPERATION, THE MATERIAL TENDS TO DRIP FROM THE SPRAYER	THE DIAMETER OF THE NOZZLE OR DEFLECTOR IS TOO LARGE	REPLACE THE DEFLECTOR AND/OR NOZZLE WITH ONE OF SMALLER DIAMETER
DURING WORK, THE MATERIAL REACHES THE SPRAYER UNEVENLY	BENT AIR HOSE OR SPRAYER NOZZLE BLOCKED	MAKE SURE THE AIR HOSE AND NOZZLE ARE FREE




TAV. 1

TAV. 1 - STRUTTURA MACCHINA - STRUCTURE DE LA MACHINE - MACHINE STRUCTURE - MASCHINENAUFBAU - ESTRUCTURA DE LA MAQUINA - ESTRUCTURA DE LA MÁQUINA							
Rif.	Cod.	I	F	GB	D	E	Note
1	3224248	SPORTELLINO CABINA	PORTE DE CABINE	CAB DOOR	KABINENKLAPPE	PORTEZUELA CABINA	
2	3224247	GRUPPO TELAIO	GROUPE CHASSIS	FRAME ASSEMBLY	BAUGRUPPE RAHMEN	GRUPO BASTIDOR	
3	3224421	GRUPPO MESCOLATRICE RIBALTABILE	GROUPE MALAXEUR BASCULANT	TILTING MIXING MACHINE UNIT	BAUGRUPPE KIPPBARER MISCHKÜBEL	GRUPO MEZCLADORA VOLCABLE	
4	3224445	GRUPPO POMPA SILENT 300 M.R.	GROUPE POMPE SILENT 300 M.R.	PUMP UNIT SILENT 300 M.R.	BAUGRUPPE PUMPE SILENT 300 M.R.	GRUPO BOMBA SILENT 300 M.R.	
5	3225316	PARAFANGO IN PLASTICA	GARDE-BOUE EN PLASTIQUE	PLASTIC MUDGUARD	KUNSTSTOFFKOT-FLÜGEL	GUARDABARROS DE PLÁSTICO	
6	3224296	SUPPORTO PARAFANGO	SUPPORT DE GARDE-BOUE	MUDGUARD SUPPORT	KOTFLÜGELHALTERUNG	SOPORTE GUARDABARROS	
7	3224425	GRUPPO TRAINO	GROUPE REMORQUAGE	TOWING SET-UP	FAHRWERK	GRUPO DE TRACCIÓN	



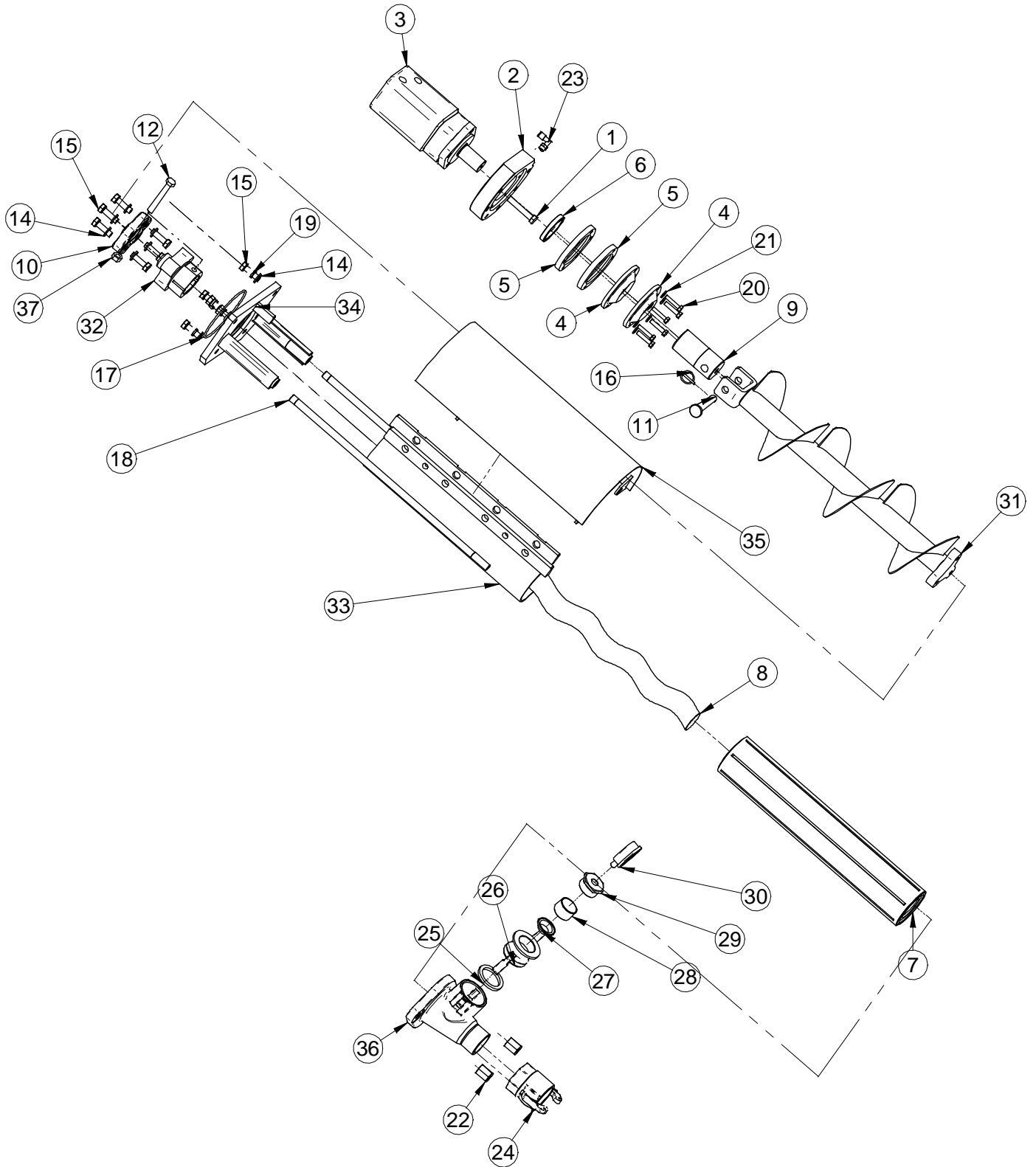
TAV. 2

TAV. 2 - SPORTELLLO CABINA - PORTE DE LA CABINE - CAB DOOR - KABINENKLAPPE - PORTEZUELA CABINA							
Rif.	Cod.	I	F	GB	D	E	Note
1	3224248	SPORTELLLO CABINA	PORTE DE CABINE	CAB DOOR	KABINENKLAPPE	PORTEZUELA CABINA	
2	3224475	MOLLA A GAS "SUSPA"	RESSORT A GAZ "SUSPA"	GAS SPRING "SUSPA"	GASFEDER „SUSPA"	RESORTE DE GAS "SUSPA"	
3	2223923	DADO	ECROU	NUT	MUTTER	TUERCA	8 DIN 982 M8
4	3225309	PANNELLO INSONORIZZANTE ANTERIORE	PANNEAU (ou CAPOTAGE) INSONORISANT AVANT	FRONT SOUNDPROOFING PANEL	VORDERE LÄRMSCHUTZPLATTE	PANEL INSONORIZANTE DELANTERO	
5	3225308	PANNELLO INSONORIZZANTE POSTERIORE	PANNEAU INSONORISANT ARRIERE	REAR SOUNDPROOFING PANEL	HINTERE LÄRMSCHUTZPLATTE	PANEL INSONORIZANTE TRASERO	
6	3224625	CERNIERA PER FURGONI ZINC.	CHARNIERE POUR FOURGONS ZINGUEE	GALV. HINGE FOR VANS	SCHARNIER FÜR LIEFERWAGEN VERZINKT	BISAGRA PARA FURGONES ZINC.	
7	3225310	PIASTRINA FERMO PANNELLI	PLAQUETTE DE RETENUE PANNEAUX	PANEL HOLDING PLATE	PLATTENSICHERUNG	PLAQUITA DE FIJACIÓN PANELES	
8	3204888	MANIGLIA	POIGNEE	HANDLE	GRIFF	MANIJA	224/139 l=117 F65 BOTECOPLST
9	2224005	INSERTO FILETTATO	INSERT FILETE	THREADED INSERT	GEWINDEEINSATZ	INSERTO ROSCADO	M8" 9418-2822"
10	3224247_0-47	PERNO	AXE	PIN	BOLZEN	PERNO	



TAV. 3

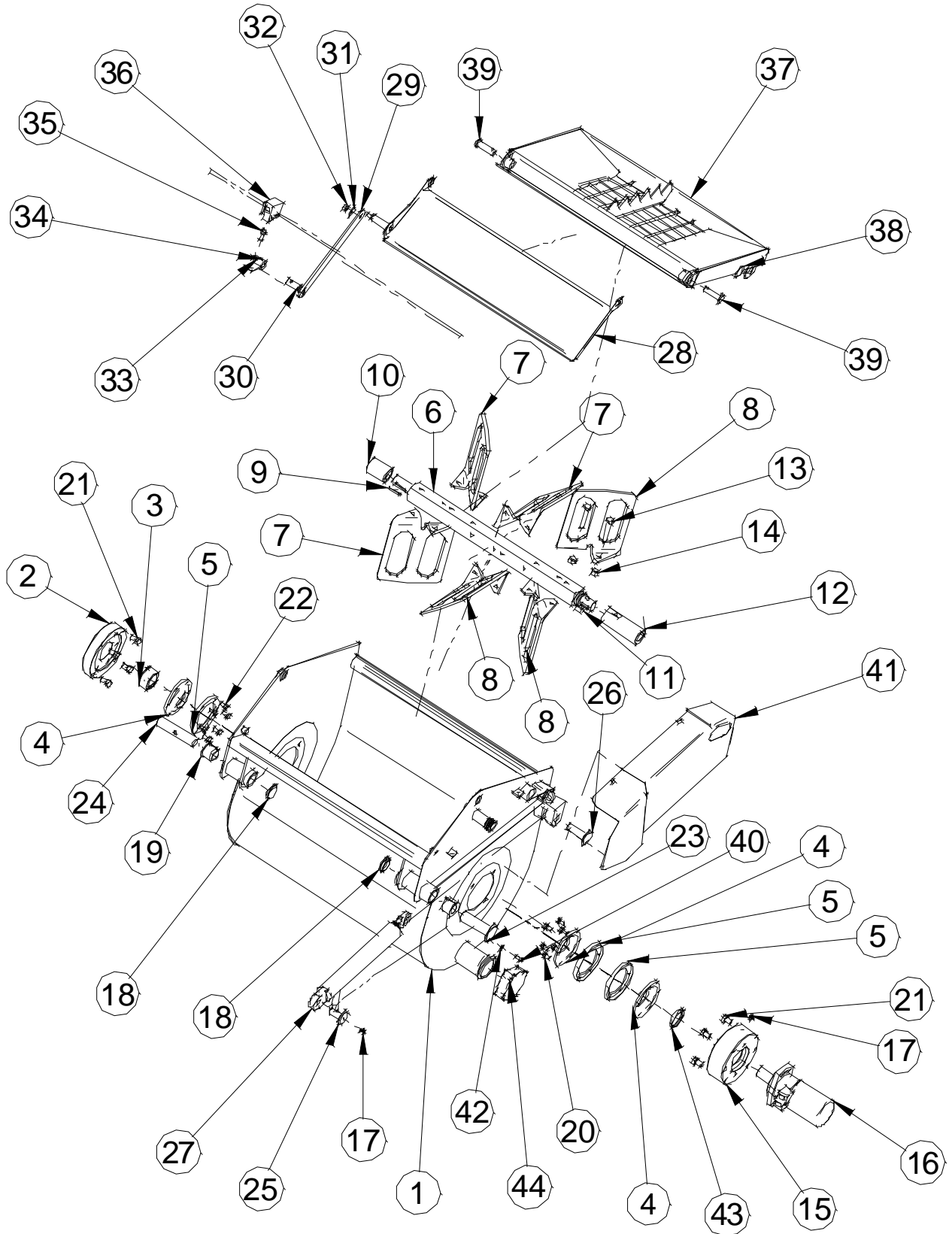
TAV. 3 - GRUPPO TRAINO - GROUPE DE REMORQUAGE - TOWING SET-UP - FAHRWER - GRUPO DE TRACCIÓN							
Rif.	Cod.	I	F	GB	D	E	Note
1	3224777	RUOTA	ROUE	WHEEL	RAD	RUEDA	PN.155/70-13 75N 4F FIAT
2	3224426	ASSALE COMPLETO	ESSIEU COMPLET	COMPLETE AXLE	ACHSE KOMPLETT	EJE COMPLETO	
3		DADO BALILLA	ECROU BALILLA	BALILLA NUT	MUTTER (BALILLA)	TUERCA BALILLA	QUANTITÀ= 6



TAV. 4

TAV. 4 - GRUPPO POMPA - GROUPE POMPE - PUMP UNIT - BAUGRUPPE PUMPE - GRUPO BOMBA

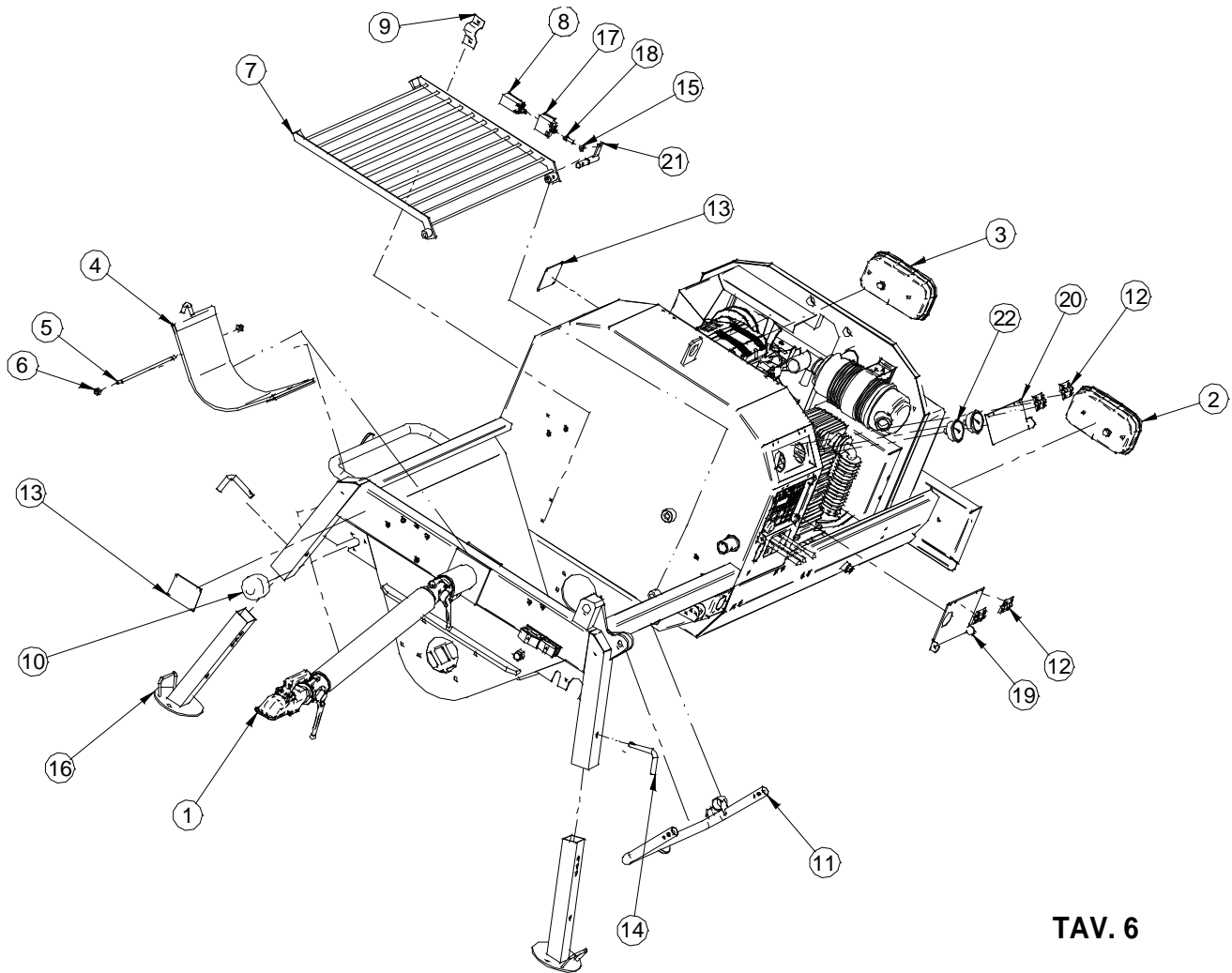
Rif.	Cod.	I	F	GB	D	E	Note
1	2222102	VITE	VIS	SCREW	SCHRAUBE	TORNILLO	M 12X 55 Z UNI 5737
2	3224339	FLANGIA MOTORE TRAMOGGIA	FLASQUE MOTEUR TREMIE	HOPPER MOTOR FLANGE	MOTORFLANSCH TRICHTER	BRIDA MOTOR TOLVA	
3	3224336	MOTORE	MOTEUR	MOTOR	MOTOR	MOTOR	SAMHYDRAULIC HR315 C32
4	3224337	GUARNIZIONE TENUTA	JOINT D'ETANCHEITE	SEAL	DICHTUNG	JUNTA DE ESTANQUEIDAD	D=55
5	3224311	FLANGIA GUARNIZIONI	FLASQUE JOINTS D'ETANCHEITE	SEALS FLANGE	DICHTUNGSFLANSCH	BRIDA JUNTAS	
6	3224489	ANELLO DI TENUTA	JOINT SPI	SEALING RING	DICHRING	ANILLO DE RETENCIÓN	55X72X10
7	3224454 3225171	STATORE	STATOR	STATOR	STATOR	ESTATOR	2L6 (SILENT 300) 60.12 (SILENT 300A)
8	3224453 3225808	ROTORE	ROTOR	ROTOR	ROTOR	ROTOR	2L6 (SILENT 300) 60.12(SILENT 300A)
9	3224338	PROLUNGA ALBERO MOTORE	RALLONGE ARBRE MOTEUR	MOTOR SHAFT EXTENSION	VERLÄNGERUNG MOTORWELLE	PROLONGADOR EJE MOTOR	
10	3224340	GIUNTO ELASTICO PARASTRAPPI	COUPLEUR (ou ACCOUPEMENT) ELASTIQUE	FLEXIBLE COUPLING	ELASTISCHE KUPPLUNG	JUNTA ELÁSTICA AMORTIGUADORA	
11	3224341	PERNO DI BLOCCAGGIO	BOULON DE BLOCAGE	LOCKING PIN	SICHERUNGSBOLZEN	PERNO DE FIJACIÓN	D=16
12	3225318	VITE ZINC. GIALLA	VIS ZINGUEE JAUNE	YELLOW GALV. SCREW	SCHRAUBE VERZINKT GELB	TORNILLO ZINC AMARILLO	M 12X90 UNI 24014 UNI 5737
13	3224628	COPIGLIA A SCATTO	GOUILLE	SPLIT PIN	RASTSPLINT	PASADOR DE DISPARO	D=4.5
14	2224380	ROSETTA	RONDELLE	WASHER	UNTERLEGSCHLEIBE	ARANDELA	12X24 UNI 6592-69
15	2222550	VITE	VIS	SCREW	SCHRAUBE	TORNILLO	TCE1 12X435 UNI 5931
16	2223700	DADO	ECROU	NUT	MUTTER	TUERCA	UNI 5588 M12 Z
17	3224356	ANELLO	BAGUE	RING	RING	ANILLO	OR 4525
18	3224357	TIRANTE COLLETTORE DI MANDATA	TIRANT DE COLLECTEUR DE REFOULEMENT	DELIVERY MANIFOLD STAY	VERSTREBUNG DRUCKSEITIGE SAMMELLEITUNG	TIRANTE COLECTOR DE IMPULSIÓN	2L6
18	3225854	TIRANTE COLLETTORE DI MANDATA	TIRANT DE COLLECTEUR DE REFOULEMENT	DELIVERY MANIFOLD STAY	VERSTREBUNG DRUCKSEITIGE SAMMELLEITUNG	TIRANTE COLECTOR DE IMPULSIÓN	60.12, IM25
19	1223921	DADO AUTOBLOCCANTE	ECROU AUTOBLOQUANT	SELF-LOCKING NUT	SELBSTSICHERNDE MUTTER	TUERCA AUTOBLOQUEANTE	M 12
20	2222004	VITE	VIS	SCREW	SCHRAUBE	TORNILLO	TE M 8 X35Z UNI 5739 8.8
21	2224060	ROSETTA GROWER	RONDELLE GROWER (EVENTAL)	GROWER WASHER	GROWER UNTERLEGSCHLEIBE	ARANDELA GROWER	D.8 Z
22	3224395	DADO SPECIALE	ECROU SPECIAL	SPECIAL NUT	SPEZIALMUTTER	TUERCA ESPECIAL	M 16
23	3224345	RACCORDO ARIA 90° GIR.INNESTO RAPIDO 1/4" M	RACCORD D'AIR 90° PV. RACCORD RAPIDE 1/4" M	90° AIR SWIVEL QUICK COUPLING 1/4" M	DRUCKLUFT- ANSCHLUSS 90° DREHBAR SCHNELLKUPPLUNG 1/4" M	EMPALME AIRE 90° GIR. CONEXIÓN RÁPIDA 1/4" M	
24	3224492	ATTACCO A CAMME DN50 F-2" G-F	RACCORD EXENTRIQUE DN50 F-2" G-F	CAM-LOCK COUPLING DN50 F-2" G-F	NOCKENANSCHLUSS DN50 B-2" GAS-B	CONEXIÓN DE LEVA DN50 F-2" G-H	
25	3224499	GUARNIZIONE GOMMA DN50 KAMLOCK	JOINT CAOUTCHOUC DN50 KAMLOCK	RUBBER SEAL DN50 CAM-LOCK	GUMMIDICHTUNG DN50 KAMLOCK	JUNTA GOMA DN50 CAMLOCK	
26	3224500	ATTACCO MANOMETRO	PRISE MANOMETRE	PRESSURE GAUGE CONNECTION	MANOMETER- ANSCHLUSS	CONEXIÓN MANÓMETRO	
27	3223392	MEMBRANA	MEMBRANE	MEMBRANA	MEMBRAN	MEMBRANA	
28	3225275	ANELLO DISTANZIALE PER MEMBRANA	ENTRETOISE POUR MEMBRANE	SPACER RING FOR MEMBRANE	DISTANZRING FÜR MEMBRAN	ANILLO SEPARADOR PARA MEMBRANA	
29	3224173	RIDUZIONE M1-1/2" - F1/2" OTTONE	REDUCTION M1-1/2" - F1/2" LAITON	REDUCTION M1-1/2" - F1/2" BRASS	REDUZIERSTÜCK M1-1/2" - F1/2" MESSING	REDUCCIÓN M1-1/2" - F1/2" LATÓN	
30	3223689	MANOMETRO D=63 0- 100BAR- ATT. 1/4"	MANOMETRE D=63 0- 100BAR- RAC. 1/4"	PRESSURE GAUGE D=63 0-100BAR- CONN. 1/4"	MANOMETER D=63 0-100 BAR- ANSCHL. 1/4"	MANÓMETRO D=63 0- 100 BARES- CON. 1/4"	
31	3224335	COCLEA TRAMOGGIA	VIS TREMIE	HOPPER SCREW FEEDER	TRICHTERSCHNECKE	SINFÍN TOLVA	
32	3224343	GIUNTO ALBERO TRAMOGGIA	JOINT (OU ACCOUPEMENT) ARBRE TREMIE	HOPPER SHAFT JOINT	KUPPLUNG TRICHTERWELLE	JUNTA EJE DE TOLVA	
33	3224334	STRETTORE VITE	SERRE-JAQUETTE	SCREW CLAMP	DROSSELSTÜCK SCHNECKE	APRETADOR TORNILLO	SILENT 300
34	3224354	FLANGIA SUPPORTO VITE	FLASQUE SUPPORT DE VIS	SCREW SUPPORT FLANGE	HALTERUNGSFLANSCH SCHNECKE	BRIDA SOPORTE TORNILLO	2L6
34	3225853	FLANGIA SUPPORTO VITE	FLASQUE SUPPORT DE VIS	SCREW SUPPORT FLANGE	HALTERUNGSFLANSCH SCHNECKE	BRIDA SOPORTE TORNILLO	60.12, IM25
35	3224333	PROTEZIONE VITE	PROTECTION VIS	SCREW PROTECTION	SCHNECKEN- VERKLEIDUNG	PROTECCIÓN TORNILLO	SILENT 300
36	3224390	COLLETTORE DI MANDATA	COLLECTEUR DE REFOULEMENT	DELIVERY MANIFOLD	DRUCKSEITIGE SAMMELLEITUNG	COLECTOR DE IMPULSIÓN	



TAV. 5

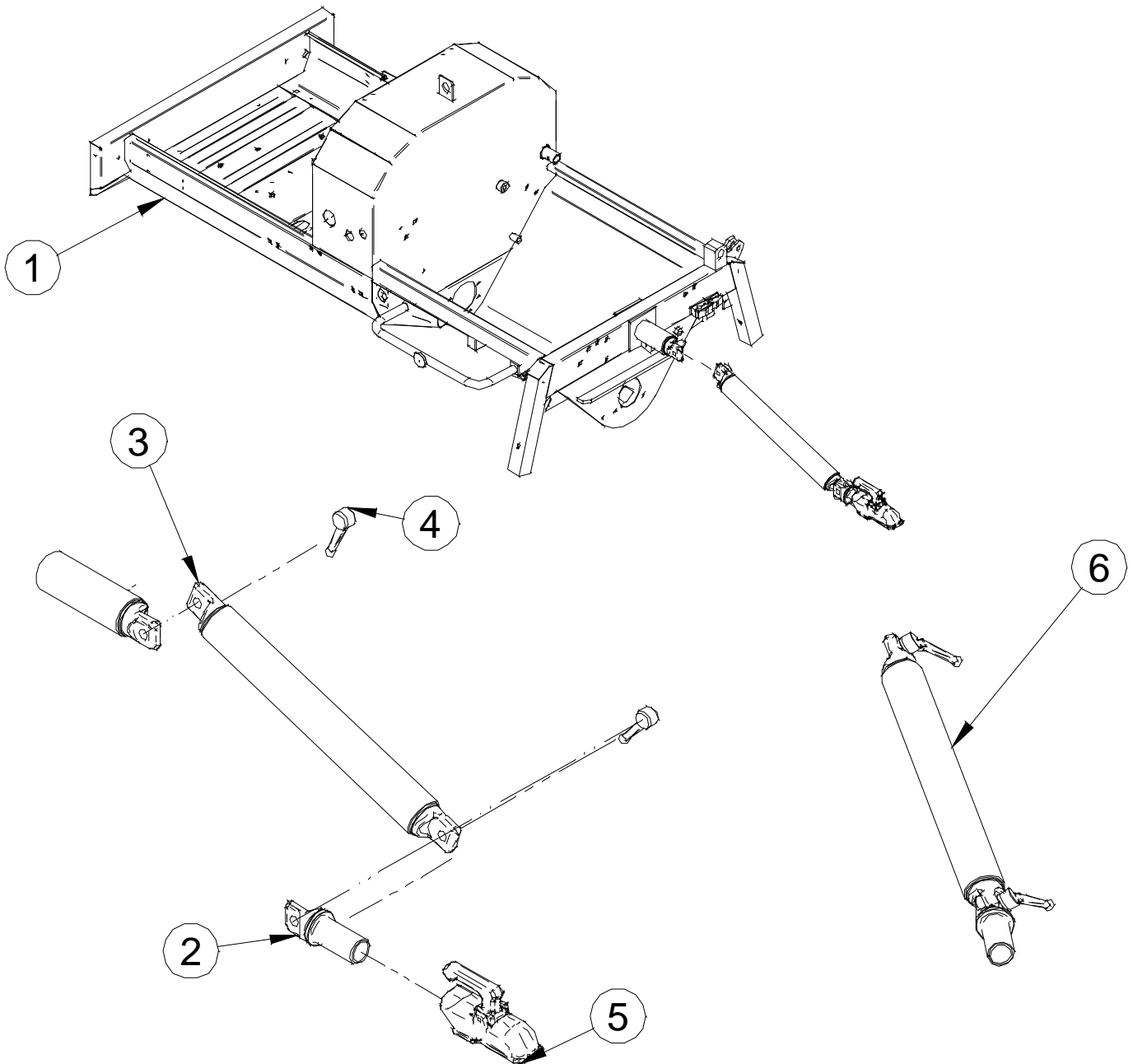


TAV. 5 - GRUPPO MESCOLATRICE - GROUPE MALAXEUR - MIXING MACHINE UNIT - BAUGRUPPE MISCHER - GRUPO MEZCLADORA							
Rif.	Cod.	I	F	GB	D	E	Note
1	3224250	VASCA MESCOLATRICE RIBALTABILE	CUVE DE MALAXEUR BASCULANT	TITLING MIXING MACHINE TANK	MISCHKÜBEL KIPPBAR	CUBA MEZCLADORA VOLCABLE	
2	3224313	FLANGIA LATO OPPOSTO MOTORE	FLASQUE COTE OPPOSE AU MOTEUR	FLANGE OPPOSITE ENGINE SIDE	FLANSCH GEGENSEITE MOTOR	BRIDA LADO OPUESTO MOTOR	
3	3224314	BOCCOLA INGRASSAGGIO	BAGUE DE GRAISSAGE	GREASING BUSH	SCHMIERBUCHSE	CASQUILLO DE ENGRASE	
4	3224315	GUARNIZIONE TENUTA	JOINT D'ETANCHEITE	SEAL	DICHTUNG	JUNTA DE ESTANQUEIDAD	DI=48
5	3224311	FLANGIA GUARNIZIONI	FLASQUE DE JOINTS	SEAL FLANGE	DICHTUNGSFLANSCH	BRIDA JUNTAS	
6	3224282	ALBERO VASCA	ARBRE DE CUVE	TANK SHAFT	KÜBELWELLE	EJE CUBA	
7	3224288	PALA DX	PALE DROITE	RH BLADE	SCHAUFEL RE	PALA DER.	
8	3224289	PALA SX	PALE GAUCHE	LH BLADE	SCHAUFEL LI.	PALA IZQ.	
9	3224446	LINGUETTA 5X5X40	CLAVETTE 5X5X40	TONGUE 5X5X40	LASCHE 5X5X40	LENGÜETA 5X5X40	
10	3224284	BOCCOLA LATO CIECO RIBALTABILE	BAGUE COTE BORGNE MALAXEUR BASCULANT	TILTING BLIND SIDE BUSH	BUCHSE GESCHLOSSENE SEITE MISCHKÜBEL	CASQUILLO LADO CIEGO VOLCABLE	
11	2229549	LINGUETTA 10X8X30	CLAVETTE 10X8X30	TONGUE 10X8X30	LASCHE 10X8X30	LENGÜETA 10X8X30	
12	3224285	PROLUNGA MOTORE	RALLONGE MOTEUR	ENGINE EXTENSION	VERLÄNGERUNG MOTOR	PROLONGADOR MOTOR	
13	3225602	VITE TE	VIS H MONTEE AU FREINFILET	SCREW TE	SECHSKANTSCHRAUBE	TORNILLO CH	M12X75 Z UNI 5 739
14	2223921	DADO AUTOBLOCCANTE BASSO	ECROU AUTOFREINE BAS	FLAT SELF-LOCKING NUT	SELBSTSICHERNDE MUTTER FLACH	TUERCA AUTOBLOQUEANTE ABAJO	UNI 7474 M12 Z
15	3224312	FLANGIA LATO MOTORE	FLASQUE COTE MOTEUR	ENGINE SIDE FLANGE	FLANSCH AUF MOTORSEITE	BRIDA LADO MOTOR	
16	3224304	MOTORE	MOTEUR	ENGINE	MOTOR	MOTOR	SAM HYDRAULIC BR250 T C32
17	3223909	INGRASSATORE SFERICO DIRITTO	GRAISSEUR SPHERIQUE DROIT	STRAIGHT BALL GREASER	GERADER SCHMIERNIPPEL M. KUGELKOPF	ENGRASADOR ESFÉRICO DERECHO	M6
18	3225957	TAPPO	BOUCHON	PLUG	VERSCHLUS	TAPÓN	GPN 300 F311
19	2209400	BOCCOLA NYLON	BAGUE NYLON	NYLON BUSHING	NYLONBUCHSE	CASQUILLO DE NYLON	DE=42 DI=30
20	2222004	VITE TE	VIS H MONTEE AU FREINFILET	SCREW TE	SECHSKANTSCHRAUBE	TORNILLO CH	M8 X35Z UNI 5739 8.8
21	2222035	VITE TE	VIS H MONTEE AU FREINFILET	SCREW TE	SECHSKANTSCHRAUBE	TORNILLO CH	M12X25Z UNI 5739 8.8
22	2222004	VITE TE	VIS H MONTEE AU FREINFILET	SCREW TE	SECHSKANTSCHRAUBE	TORNILLO CH	M8 X35Z UNI 5739 8.8
23	3224309	FULCRO ANTERIORE MESCOLATRICE	POINT D'ARTICULATION AVANT MALAXEUR	MIXING MACHINE FRONT PIVOT	VORDERER DREHPUNKT MISCHER	FULCRO DELANTERO MEZCLADORA	
24	3224306	FULCRO MESCOLATRICE POSTERIORE	POINT D'ARTICULATION ARRIERE MALAXEUR	MIXING MACHINE REAR PIVOT	HINTERER DREHPUNKT MISCHER	FULCRO TRASERO MEZCLADORA	
25	3224308	PERNO PISTONE	AXE DE PISTON	PISTON PIN	KOLBENBOLZEN	PERNO PISTÓN	
26	3224307	PERNO ESTERNO PISTONE	AXE EXTERIEUR DE PISTON	EXT. PISTON PIN	AUSSENLIEGENDER KOLBENBOLZEN	PERNO EXTERNO PISTÓN	
27	3224380	CILINDRO DOPPIO EFETTO	VERIN DOUBLE EFFET	DOUBLE-ACTING CYLINDER	DOPPELT WIRKENDER ZYLINDER	CILINDRO DOBLE EFECTO	
28	3224292	SPORTELLA MESCOLATRICE RIBALTABILE	GUILLOTINE MALAXEUR BASCULANT	TILTING MIXING MACHINE DOOR	MISCHERKLAPPE	PORTEZUELA MEZCLADORA VOLCABLE	
29	3225285	LEVA APERTURA SPORTELLA VASCA	LEVIER D'OUVERTURE GUILLOTINE DE CUVE	TANK DOOR OPENING LEVER	HEBEL MISCHKÜBELÖFFNUNG	PALANCA APERTURA PORTEZUELA CUBA	
30	3224485	ANELLO	BAGUE	RING	RING	ANILLO	OR 123
31	2224340	RONDELLA	RONDELLE	WASHER	UNTERLEGSCHLEIBE	ARANDELA	UNI-6592 D.10X21Z
32	2223920	DADO AUTOBLOCCANTE	ECROU AUTOBLOQUANT	SELF-LOCKING NUT	SELBSTSICHERNDE MUTTER	TUERCA AUTOBLOQUEANTE	UNI 7474 M10
33	3225296	BOCCOLA FINECORSIA	BAGUE FIN DE COURSE	TRAVEL END BUSHING	ENDSCHALTERBUCHSE	CASQUILLO FINAL DE CARRERA	
34	2228702	SPINA ELASTICA	GOUPILLE ELASTIQUE	SPLIT PIN	SPANNSTIFT	CLAVIJA ELÁSTICA	UNI 6874 6X30
35	2222076	VITE	VIS	SCREW	SCHRAUBE	TORNILLO	M8X25 UNI5739
36	3223813	SENSORE	CAPTEUR	SENSOR	SENSOR	SENSOR	SIEMENS SIGUARD 3SE3 210-1C
37	3224372	GRIGLIA MESCOLATRICE RIBALTABILE	GRILLE ARBRE MALAXEUR BASCULANT	TILTING MIXING MACHINE GRILL	MISCHERGITTER (KIPPBAR)	REJILLA MEZCLADORA VOLCABLE	
38	3224243	BOCCOLA CALAMITA	BAGUE AIMANT	MAGNET BUSH	BUCHSE MIT MAGNET	CASQUILLO IMÁN	
39	3224305	PERNO RETE MESCOLATRICE	AXE DE GRILLE DE MALAXEUR	MIXING MACHINE MESH PIN	NETZBOLZEN MISCHWERK	PERNO RED MEZCLADORA	
40	2222002	VITE	VIS	SCREW	SCHRAUBE	TORNILLO	M6x16 Z UNI 5739 8.8
41	3225214	CARTER CILINDRO SILENT 300	CARTER VERIN SILENT 300	SILENT 300 CYLINDER CASING	ZYLINDERVERKLEIDUNG SILENT 300	CÁRTER CILINDRO SILENT 300	
42	2224531	ROSETTA GROWER	RONDELLE GROWER (EVENTAIL)	GROWER WASHER	GROWER UNTERLEGSCHLEIBE	ARANDELA GROWER	D6 Z
43	2207510	ANELLO PARAOLIO DE=62 DI=48 SPESS=8	BAGUE D'ETANCHEITE DE=62 DI=48 EPAIS=8	EXT DIAM=62 INT DIAM=48 THICK=8	ÖLABSTREIFRING A-Ø=62 I-Ø=48 STÄRKE=8	ANILLO RETÉN DE = 62 DI = 48 ESPE = 8	
44	3225751	STOPPER MESCOLATRICE COLORE NATURALE	BOUCHON DE MALAXEUR COULEUR NATURE	NATURAL COLOUR MIXING MACHINE STOPPER	MISCHERVERSCHLUSS NATURFARBEN	STOPPER MEZCLADORA COLOR NATURAL	70 SHORE



TAV. 6

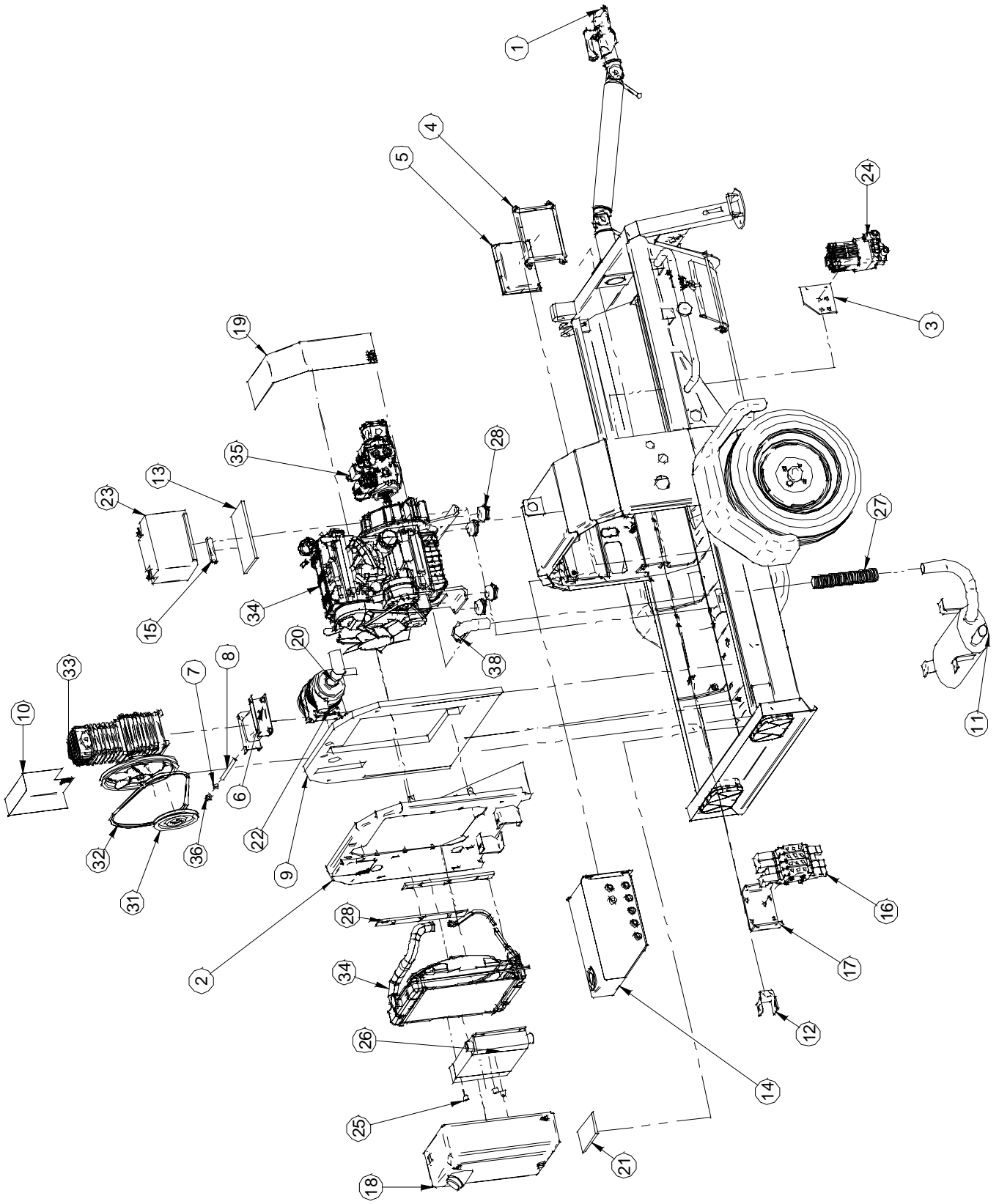
TAV. 6 - GRUPPO MONTAGGIO TELAIO - GROUPE DE MONTAGE DU CHASSIS - FRAME ASSEMBLY UNIT - MONTAGEBAUGRUPPE FAHRWERK - GRUPO MONTAJE BASTIDOR							
Rif.	Cod.	I	F	GB	D	E	Note
1	3224247	TELAIO SALDATO SILENT 300	CHASSIS SOUDE SILENT 300	SILENT 300 WELDED FRAME	GESCHWEISSTER RAHMEN SILENT 300	BASTIDOR SOLDADO SILENT 300	
2	3224520	FANALE MULTIPOINT DX "ASPOCK"	LANTERNE MULTIPOINT DROITE "ASPOCK"	"ASPOCK" RH MULTIPOINT LIGHT	MULTIPOINT-SCHENWERFER RE. "ASPOCK"	FARO MULTIPOINT DER. "ASPOCK"	
3	3224519	FANALE MULTIPOINT SX "ASPOCK"	LANTERNE MULTIPOINT GAUCHE "ASPOCK"	"ASPOCK" LH MULTIPOINT LIGHT	MULTIPOINT-SCHENWERFER LL. "ASPOCK"	FARO MULTIPOINT IZQ. "ASPOCK"	
4	3224383	SPORTELLLO TRAMOGGIA	TRAPPE DE TREMIE	HOPPER DOOR	TRICHTERKLAPPE	PORTEZUELA TOLVA	
5	3224399	TIRANTE SPORTELLLO TRAMOGGIA	TIRANT TRAPPE DE TREMIE	HOPPER DOOR STAY	VERSTREBUNG TRICHTERKLAPPE	TIRANTE PORTEZUELA TOLVA	
6	2223920	DADO AUTOBLOCCANTE	ECROU AUTOBLOQUANT	SELF-LOCKING NUT	SELBSTSICHERNDE MUTTER	TUERCA AUTOBLOQUEANTE	M10
7	3224264	GRIGLIA TRAMOGGIA ZINCATA	GRILLE DE TREMIE ZINGUEE	GALVANISED HOPPER GRILL	TRICHTERGITTER VERZINKT	REJILLA TOLVA GALVANIZADA	
8	3224424	VITE FULCRO GRIGLIA	VIS D'ARTICULATION GRILLE	GRILL PIVOT SCREW	SCHRAUBE GITTERDREHPUNKT	TORNILLO FULCRO REJILLA	
9	3224266	FERMORETE TRAMOGGIA	DISPOSITIF DE RETENUE GRILLE DE TREMIE	HOPPER MESH HOLDER	HALTER TRICHTERNETZ	FUJA-RED TOLVA	
10	3224518	PRESA 7 POLI ASPOCK	PRISE 7 POLES ASPOCK	ASPOCK 7-PIN SOCKET	7-POLIGE STECKDOSE ASPOCK	TOMA 7 POLOS ASPOCK	
11	3224255	BARRA ANTICICLISTICA MOBILE	BARRE ANTICYCLISTE MOBILE	MOVABLE SIDE IMPACT BAR	FAHRRADSCHUTZSTAB UMKLAPPBAR	BARRA ANTICICLISTA MÓVIL	
12	3224778	CERNIERA A CAMMA	CHARNIERE EXCENTRIQUE	CAM LIFT HINGE	NOCKENSCHARNIER	BISAGRA DE LEVA	SOUTCHO G6-5-1
13		TARGHETTA	PLAQUE	PLATE	SCHILD	PLACA	
14	3224275	PERNO BLOCC.PIEDINO	BROCHE OU GOUJON DE BLOCAGE VERIN STABILISATEUR	FOOT LOCKING PIN	SICHERUNGSBOLZEN STELLFUSS	PERNO BLOQUEA-PATA	
15	2223923	DADO AUTOBLOCCANTE	ECROU AUTOBLOQUANT	SELF-LOCKING NUT	SELBSTSICHERNDE MUTTER	TUERCA AUTOBLOQUEANTE	M8 UNI 7473
16	3224272	TUBO INTERNO INCLINATO	TUYAU INTERNE INCLINE	INCLINED INT. PIPE	INNERES ROHR GENEIGT	TUBO INTERNO INCLINADO	
17	3223813	SENSORE	CAPTEUR	SENSOR	SENSOR	SENSOR	SIEMENS SIGUARD 3SE3 210-1C
18	1222919	VITE	VIS	SCREW	SCHRAUBE	TORNILLO	M8X25 UNI 5739
19	3224406	SPORTELLLO QUADRO COMANDI	PORTE DE COFFRET DES COMMANDES	CONTROL PANEL DOOR	SCHALTAFELKLAPPE	PORTEZUELA CUADRO DE MANDOS	
20	3225297	SPORTELLLO MANOMETRI	VOLET DES MANOMETRES	PRESSURE GAUGES DOOR	MANOMETERKLAPPE	PORTEZUELA MANOMETROS	
21	3224265	PERNO FINECORSA	AXE FIN DE COURSE	TRAVEL END PIN	ANSCHLAGBOLZEN	PERNO DE FINAL DE CARRERA	
22	3224779	MANOM. D. 63 0-400 BAR AT.POS.1/4"	MANOM. D. 63 0-400 BAR RAC. AR.1/4"	PRESSURE GAUGE 3357 D. 63 0-400 BAR REAR COUP. 1/4"	MANOMETER D. 63 0-400 BAR HINT.ANSCHL.1/4"	MANÓM. D. 63 0-400 BARES CON. POS.1/4"	
23	3224485	ANELLO OR 123	JOINT TORIQUE 123	O-RING 123	O-RING 123	ANILLO OR 123	



TAV. 7

TAV. 6 - GRUPPO TIMONE - GROUPE TIMON - DRAWBAR UNIT - BAUGRUPPE DEICHSEL - GRUPO TIMÓN

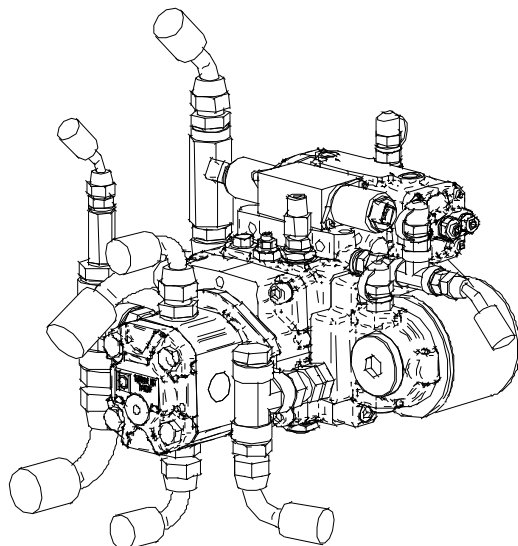
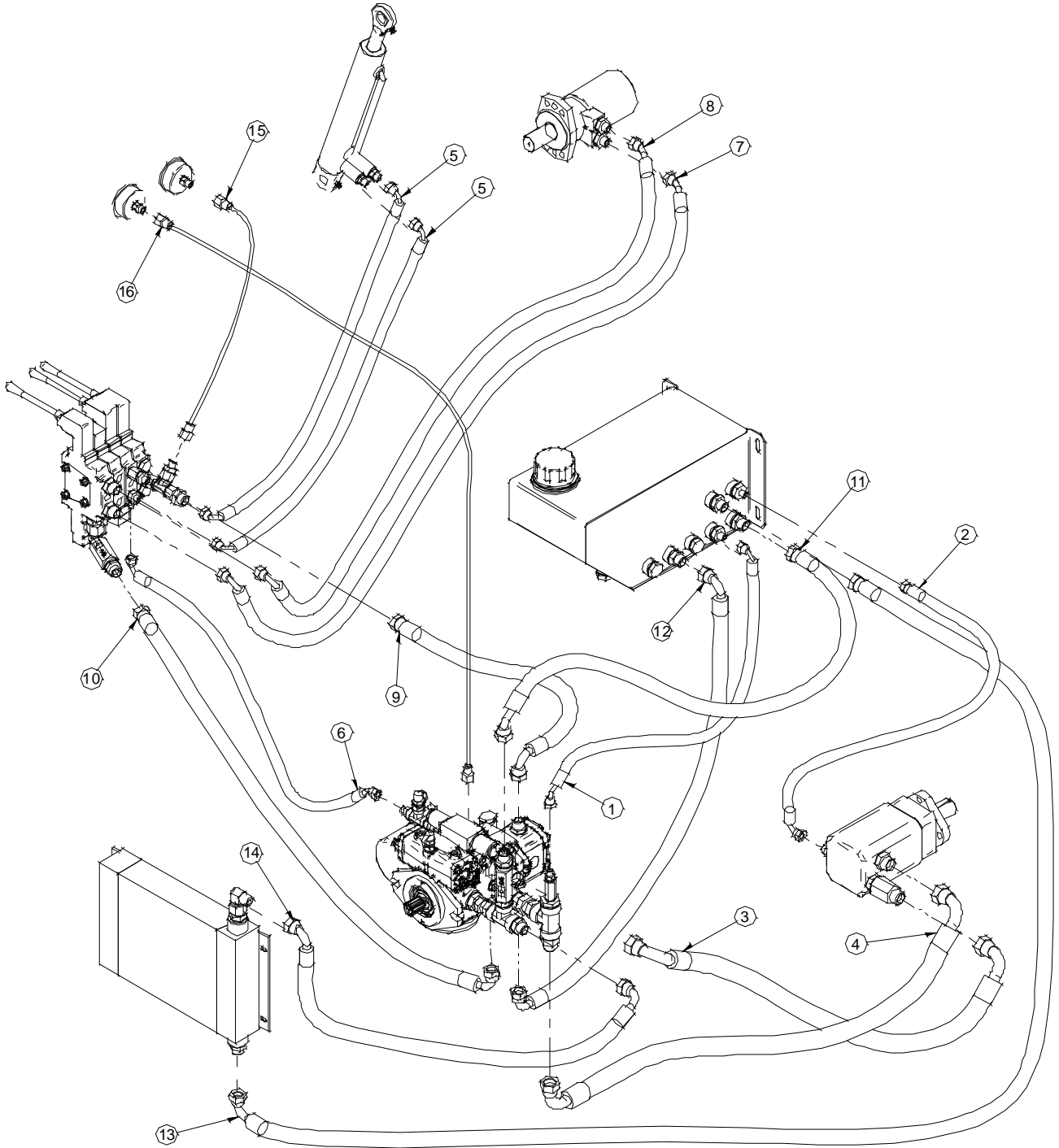
Rif.	Cod.	I	F	GB	D	E	Note
1	3224247	TELAIO SALDATO SILENT 300	CHASSIS SOUDE SILENT 300	SILENT 300 WELDED FRAME	GESCHWEISSTER RAHMEN SILENT 300	BASTIDOR SOLDADO SILENT 300	
2	3225922	ATTACCO TESTINA TRAINO	RACCORD TETE D'ATTELAGE	TOWING HEAD CONNECTION	ANSCHLUSS ZUGAUGE	CONEXIÓN CABEZAL REMOLQUE	
3	3225923	BRACCIO INTERMEDIO	BRAS INTERMEDIAIRE	MIDDLE ARM	DEICHSELZWISCHEN- STÜCK	BRAZO INTERMEDIO	
4	3225924	LEVA DI REGOLAZIONE	LEVIER DE REGLAGE	ADJUSTMENT LEVER	EINSTELLHEBEL	PALANCA DE REGULACIÓN	
5	3209959	TESTINA TRAINO	TETE D'ATTELAGE	TOWING HEAD	ZUGAUGE	CABEZAL REMOLQUE	MS-2 900002* 50-009*
6	3225987	KIT TERMINALE TIMONE + TIMONE INETERMEDIO	KIT EMBOUT DE TIMON + TIMON INTERMEDIAIRE	DRAWBAR TERMINAL KIT + MIDDLE DRAWBAR	BAUSATZ DEICHSELENDE + ZWISCHENDEICHSEL	KIT TERMINAL TIMÓN + TIMÓN INTERMEDIO	



TAV. 8



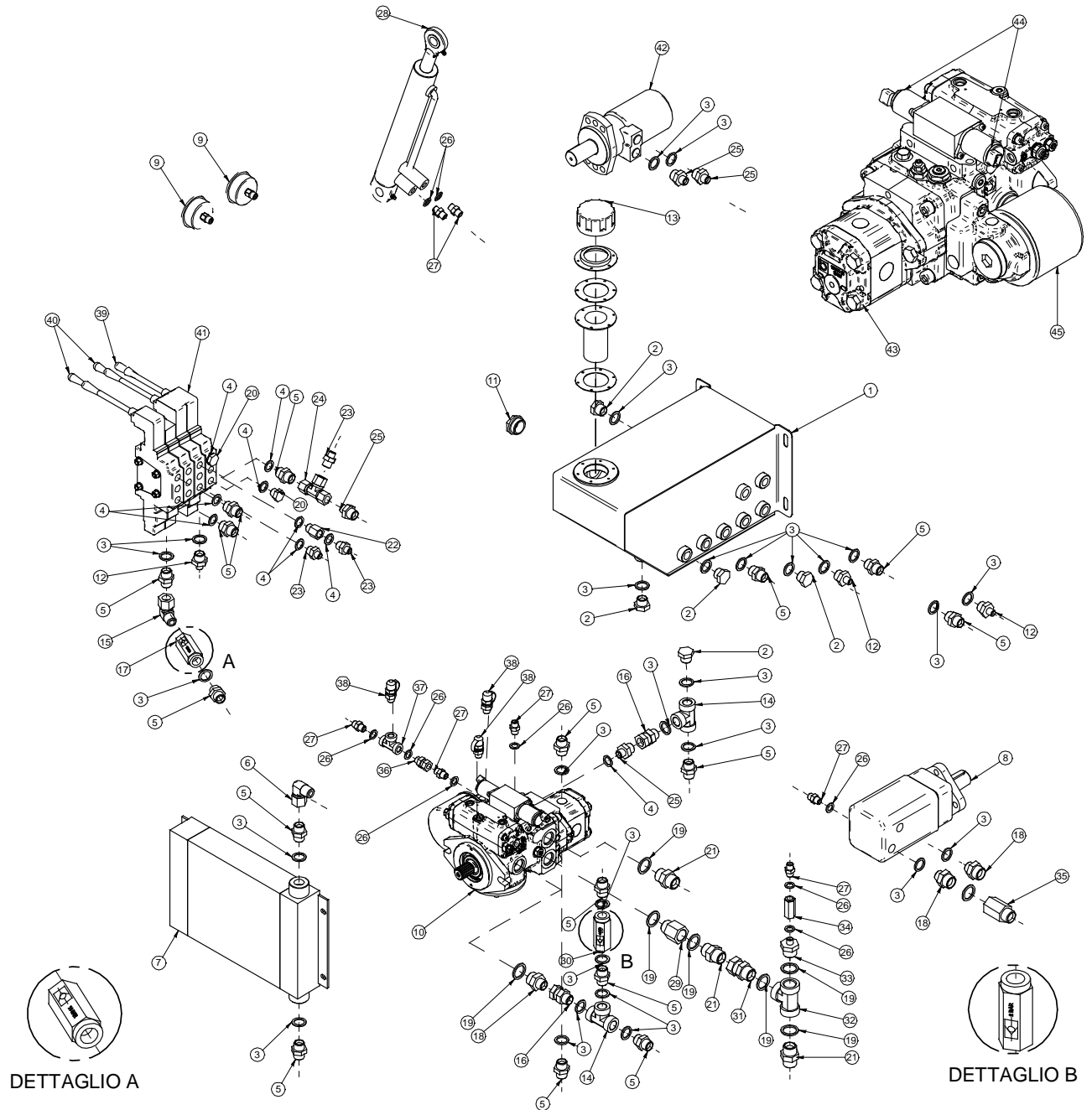
TAV. 8 - GRUPPO MONTAGGIO COMPONENTI MECCANICI - GROUPE MONTAGE DES COMPOSANTS MECANIQUES - MECHANICAL COMPONENTS ASSEMBLY UNIT - MONTAGEBAUGRUPPE MECHANISCHE KOMPONENTEN - GRUPO MONTAJE COMPONENTES MECÁNICOS							
Rif.	Cod.	I	F	GB	D	E	Note
1	3224247	TELAIO SALDATO SILENT 300	CHASSIS SOUDE SILENT 300	SILENT 300 WELDED FRAME	GESCHWEISSTER RAHMEN SILENT 300	BASTIDOR SOLDADO SILENT 300	
2	3224262	PANNELLO DIVISORIO SUPERIORE	SÉPARATEUR SUPERIEUR	UPPER PARTITION PANEL	OBERE TRENNPLATTE	PANEL DIVISORIO SUPERIOR	
3	3225179	SUPPORTO POMPA	SUPPORT DE POMPE	PUMP SUPPORT	PUMPENHALTERUNG	SOPORTE DE LA BOMBA	
4	3225271	INTERFACCIA QUADRO SILENT 300	INTERFACE TABLEAU SILENT 300	SILENT 300 PANEL INTERFACE	SCHNITTSTELLE SCHALTAFEL SILENT 300	INTERFAZ CUADRO SILENT 300	
5	3224467	QUADRO ELETTRICO "ESAIGON"	COFFRET OU TABLEAU ELECTRIQUE "ESAIGON"	ELECTRICAL PANEL "ESAIGON"	SCHALTAFEL "ESAIGON"	CUADRO ELÉCTRICO "ESAIGON"	
6	3224270	SUPPORTO COMPRESSORE	SUPPORT DE COMPRESSEUR	COMPRESSOR SUPPORT	KOMPRESSOR-HALTERUNG	SOPORTE DEL COMPRESOR	
7	2224381	RONDELLA	RONDELLE	WASHER	UNTERLEGSCHLEIBE	ARANDELA	UNI-6593 DN13 DE24 SPESS=3 ZI
8	3225213	TIRANTE TENDICINGHIA	TIRANT DE TENDEUR DE COURROIE	BELT TIGHTENER STAY	RIEMENSPANNSTAB	TIRANTE TENSACORREA	
9	3225220	PANNELLO FONOASSORBENTE	PANNEAU INSONORISANT	SOUND-ABSORBENT PANEL	SCHALLDÄMMPLATTE	PANEL FONOAASSORBENTE	
10	3224375	PROTEZIONE PULEGGIA	PROTECTEUR DE POULIE	PULLEY GUARD	ABDECKUNG RIEMENSCHLEIBE	PROTECCIÓN POLEA	
11	3224470	MARMITTA SILENT 300	POT SILENT 300	SILENT 300 SILENCER	AUSPUFF SILENT 300	SILENCIADOR SILENT 300	
12	3225578	LAMIERA SUPERIORE DISGIUNTORE	TOLE SUPERIEUR DISJONCTEUR	PRESSURE RELEASE DEVICE TOP SHEET	OBERE BLECHPLATTE TRENNSCHALTER	CHAPA SUPERIOR DESCARGADOR DE PRESIÓN	
13	3225283	GOMMA SUPPORTO BATTERIA	TAMPON CAOUTCHOUC SUPPORT DE BATTERIE	BATTERY SUPPORT RUBBER	GUMMIUNTERLAGE FÜR BATTERIE	GOMA SOPORTE BATERÍA	
14	3224293	SERBATOIO OLIO 15L	RESERVOIR D'HUILE 15 L	OIL TANK 15L	ÖLBEHÄLTER 15 L	DEPÓSITO ACEITE 15 L	
15	3224295	STAFFA FERMO BATTERIA	BRIDE DE FIXATION BATTERIE	BATTERY SUPPORT BRACKET	BATTERIEBEFESTIGUNG-SBÜGEL	SOPORTE DE FIJACIÓN BATERÍA	
16	3224460	DISTRIBUTORE	DISTRIBUTEUR	DISTRIBUTOR	STEUERGERÄT	DISTRIBUIDOR	HYDROCONTROL HC-D9/4 (SILENT300)
16	3224462	DISTRIBUTORE	DISTRIBUTEUR	DISTRIBUTOR	STEUERGERÄT	DISTRIBUIDOR	HYDROCONTROL HC-D2/4 (SILENT 300A)
17	3224294	STAFFA DISTRIBUTORE	BRIDE DE FIXATION DISTRIBUTEUR	DISTRIBUTOR BRACKET	BÜGEL STEUERGERÄT	SOPORTE DISTRIBUIDOR	
18	3224455	SERBATOIO SPILA TANK20	RESERVOIR SPILA TANK20	SPILA TANK20	TANK - SPILA TANK20	DEPÓSITO SPILA TANK20	
19	3224376	PROTEZIONE CINGHIA MOTORE	PROTECTION DE COURROIE DE MOTEUR	ENGINE BELT GUARD	ABDECKUNG ANTRIEBSRIEMEN MOTOR	PROTECCIÓN CORREA MOTOR	
20	3225317	COLLETTORE FILTRO ARIA	COLLECTEUR FILTRE A AIR	AIR FILTER MANIFOLD	KRÜMMER LUFTFILTER	COLECTOR FILTRO AIRE	
21	3225782	GOMMA SUPPORTO SERBATOIO	TAMPON CAOUTCHOUC SUPPORT DE RESERVOIR	TANK SUPPORT RUBBER	GUMMIUNTERLAGE TANK	GOMA SOPORTE DEPÓSITO	
22	1235970	FILTRO ARIA	FILTRE A AIR	AIR FILTER	LUFTFILTER	FILTRO DE AIRE	DONALD FPG05 7502
23	3224465	BATTERIA	BATTERIE	BATTERY	BATTERIE	BATERÍA	55Ah/510ccA
24	3224471	POMPA IDROPULITRICE (OPZIONALE)	POMPE DE NETTOYEUR HP (OPTION)	PRESSURE WATER CLEANER PUMP (OPTIONAL)	PUMPE HOCHDRUCKREINIGER (SONDERZUBEHÖR)	BOMBA HIDROLIMPIADORA (OPCIONAL)	"NERON" HWB250
25	3224297	DISTANZIALE SCAMBIATORE	ENTRETOISE ECHANGEUR	EXCHANGER SPACER	WÄRMETAUSCHER	DISTANCIADOR INTERCAMBIADOR	
26	3224469	SCAMBIATORE DI CALORE OMT	ECHANGEUR DE CHALEUR OMT	HEAT EXCHANGER OMT	WÄRMETAUSCHER	INTERCAMBIADOR DE CALOR OMT	
27	3225278	TUBO FLESSIBILE INOX DI45	FLEXIBLE INOX DI45	S/STEEL FLEXIBLE TUBE INT. DIAM 45	METALLSCHLAUCH EDELSTAHL I-Ø 45	TUBO FLEXIBLE INOX DI45	
28	3225222	STAFFA RADIATORE	BRIDE DE FIXATION RADIATEUR	RADIATOR BRACKET	KÜHLERHALTERUNG	SOPORTE RADIADOR	
29	3224447	SUPPORTI ANTIVIBRANTI A CAMPANA	SUPPORTS ANTIVIBRATILES EN CLOCHE	VIBRATION DAMPER SUPPORTS	SCHWINGUNGS-DÄMPFER	SOPORTES ANTIVIBRADORES DE CAMPANA	
30							
31	3224374	PULEGGIA COMPRESSORE SILENT 300	POULIE DE COMPRESSEUR	SILENT 300 COMPRESSOR PULLEY	RIEMENSCHLEIBE KOMPRESSOR SILENT 300	POLEA COMPRESOR SILENT 300	
32	3224494	CINGHIA	COURROIE	BELT	RIEMEN	CORREA	TORQUE-FLEX SPA 1490
33	3224466	COMPRESSORE	COMPRESSEUR	COMPRESSOR	KOMPRESSOR	COMPRESOR	K18/B VA 320 DX C/C S/F
34	3224458	MOTORE LOMBARDINI	MOTEUR LOMBARDINI	LOMBARDINI MOTOR	MOTOR LOMBARDINI	MOTOR LOMBARDINI	FOCS PLUS 1003
35	3224456	POMPA A PISTONI	POMPE A PISTONS	PISTON PUMP	KOLBENPUMPE	BOMBA DE PISTONES	HP HYDRAULIC
36	2223700	DADO	ECROU	NUT	MUTTER	TUERCA	5588 DIAM. 12 Z
37	3225277	COLLETTORE FILTRO SILENT 300	COLLECTEUR POT SILENT 300	SILENT 300 SILENCER MANIFOLD 300	AUSPUFFKRÜMMER SILENT 300	COLECTOR SILENCIADOR SILENT 300	
38	3225278	TUBO FLESSIBILE INOX	FLEXIBLE INOX	S/STEEL FLEXIBLE TUBE	METALLSCHLAUCH EDELSTAHL	TUBO FLEXIBLE INOX	DI45
	3225915	CARTUCCIA FILTRO OLIO	CARTOUCHE DE FILTRE A HUILE	OIL FILTER CARTRIDGE	ÖLFILTEREINSATZ	CARTUCHO FILTRO ACEITE	
	3225916	CARTUCCIA FILTRO GASOLIO	CARTOUCHE DE FILTRE A GAZOLE	DIESEL OIL FILTER CARTRIDGE	KRAFTSTOFF-FILTEREINSATZ	CARTUCHO FILTRO GASÓLEO	
	3225925	CARTUCCIA FILTRO ARIA	CARTOUCHE DE FILTRE A AIR	AIR FILTER CARTRIDGE	LUFTFILTEREINSATZ	CARTUCHO FILTRO AIRE	
	3225926	CARTUCCIA FILTRO ARIA SICUREZZA	CARTOUCHE DE FILTRE A AIR SECURITE	SAFETY AIR FILTER CARTRIDGE	EINSATZ SICHERHEITS-LUFTFILTER	CARTUCHO FILTRO AIRE SEGURIDAD	
	3225917	ELETTROVALVOLA DI STOP	ELECTROVANNE DE STOP	STOP SOLENOID VALVE	ABSCHALT-MAGNETVENTIL	ELECTROVÁLVULA DE STOP	



TAV. 9.1/A



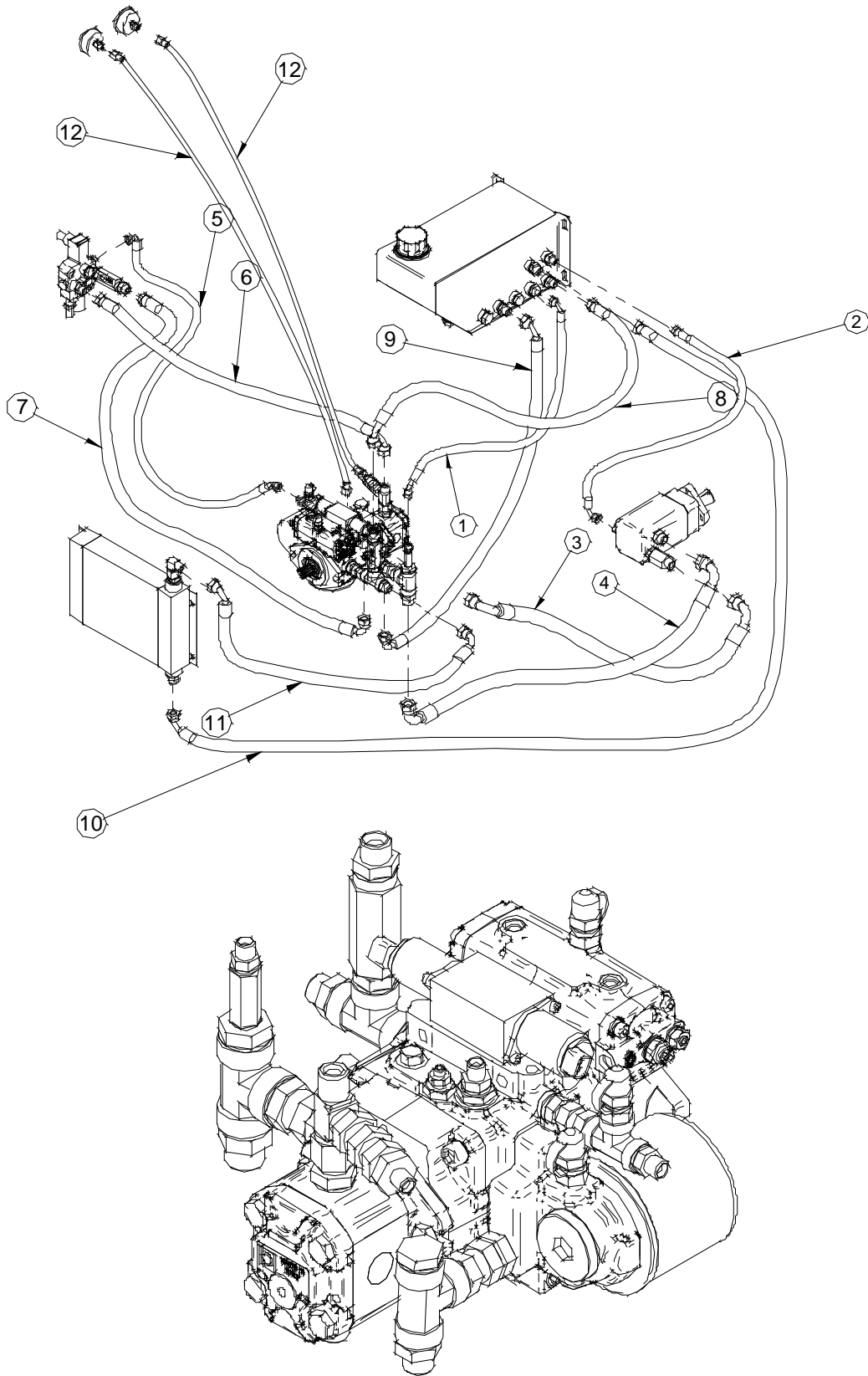
TAV. 9.1/A - GRUPPO TUBI IMPIANTO OLEODINAMICO SILENT 300 - GROUPE TUYAUTERIES DU CIRCUIT HYDRAULIQUES SILENT 300 A - SILENT 300 HYDRAULIC SYSTEM PIPES UNIT - BAUGRUPPE SCHLAUCHLEITUNGEN HYDRAULIKANLAGE SILENT 300 - GRUPO TUBOS SISTEMA OLEODINÁMICO SILENT 300							
Rif.	Cod.	I	F	GB	D	E	Note
1	3225657	TUBO SAE 100 R1A 1/4" L.550 FP45 1/4" + FP 1/4"	TUYAU SAE 100 R1A 1/4" L.550 FP45 1/4" + FP 1/4"	PIPE SAE 100 R1A 1/4"	SCHLAUCH SAE 100 R1A 1/4" L. 550 FP45 1/4" + FP 1/4"	TUBO SAE 100 R1A 1/4" L.550 FP45 1/4" + FP 1/4"	
2	3225658	TUBO SAE 100 R1A 1/4" L.680 FP90 1/4" + FP90 1/4" 180°	TUYAU SAE 100 R1A 1/4" L.680 FP90 1/4" + FP90 1/4" 180°	PIPE SAE 100 R1A 1/4" L.550 FP45 1/4" + FP 1/4"	SCHLAUCH SAE 100 R1A 1/4" L. 680 FP90 1/4" + FP90 1/4" 180°	TUBO SAE 100 R1A 1/4" L.680 FP90 1/4" + FP90 1/4" 180°	
3	3225659	TUBO SAE 100 R9R 3/4" L.590 FP90 3/4" + FP90 3/4" 345°	TUYAU SAE 100 R9R 3/4" L.590 FP90 3/4" + FP90 3/4" 345°	PIPE SAE 100 R1A 1/4" L.550 FP45 1/4" + FP 1/4"	SCHLAUCH SAE 100 R9R 3/4" L. 590 FP90 3/4" + FP90 3/4" 345°	TUBO SAE 100 R9R 3/4" L.590 FP90 3/4" + FP90 3/4" 345°	
4	3225660	TUBO SAE 100 R9R 3/4" L.550 FP90 3/4" +FP90 3/4" 325°	TUYAU SAE 100 R9R 3/4" L.550 FP90 3/4" +FP90 3/4" 325°	PIPE SAE 100 R9R 3/4" L.590 FP90 3/4" + FP90 3/4" 345°	SCHLAUCH SAE 100 R9R 3/4" L. 550 FP90 3/4" + FP90 3/4" 325°	TUBO SAE 100 R9R 3/4" L.550 FP90 3/4" +FP90 3/4" 325°	
5	3225661	TUBO SAE 100 R1A 1/4" L.2150 FP90 1/4" + FP90 1/4" 140°	TUYAU SAE 100 R1A 1/4" L.2150 FP90 1/4" + FP90 1/4" 140°	PIPE SAE 100 R9R 3/4" L.550 FP90 3/4" +FP90 3/4" 325°	SCHLAUCH SAE 100 R1A 1/4" L. 2150 FP90 1/4" + FP90 1/4" 140°	TUBO SAE 100 R1A 1/4" L.2150 FP90 1/4" + FP90 1/4" 140°	
6	3225662	TUBO SAE 100 R1A 1/4" L.620 FP90 1/4" +FP45 1/4" 130°	TUYAU SAE 100 R1A 1/4" L.620 FP90 1/4" +FP45 1/4" 130°	PIPE SAE 100 R1A 1/4" L.2150 FP90 1/4" + FP90 1/4" 140°	SCHLAUCH SAE 100 R1A 1/4" L. 620 FP90 1/4" + FP45 1/4" 130°	TUBO SAE 100 R1A 1/4" L.620 FP90 1/4" +FP45 1/4" 130°	
7	3225663	TUBO SAE 100 R2A 3/8" L.2150 FP90 3/8" + FP45 3/8" 90°	TUYAU SAE 100 R2A 3/8" L.2150 FP90 3/8" + FP45 3/8" 90°	PIPE SAE 100 R1A 1/4" L.2150 FP90 1/4" + FP90 1/4" 140°	SCHLAUCH SAE 100 R2A 3/8" L. 2150 FP90 3/8" + FP45 3/8" 90°	TUBO SAE 100 R2A 3/8" L.2150 FP90 3/8" + FP45 3/8" 90°	
8	3225664	TUBO SAE 100 R2A 3/8" L.2230 FP90 3/8" +FP45 3/8" 90°	TUYAU SAE 100 R2A 3/8" L.2230 FP90 3/8" +FP45 3/8" 90°	PIPE SAE 100 R2A 3/8" L.2230 FP90 3/8" +FP45 3/8" 90°	SCHLAUCH SAE 100 R2A 3/8" L. 2230 FP90 3/8" +FP45 3/8" 90°	TUBO SAE 100 R2A 3/8" L.2230 FP90 3/8" +FP45 3/8" 90°	
9	3225665	TUBO SAE 100 R2A 1/2" L.550 FP90 1/2" + FP 1/2"	TUYAU SAE 100 R2A 1/2" L.550 FP90 1/2" + FP 1/2"	PIPE SAE 100 R2A 1/2" L.550 FP90 1/2" + FP 1/2"	SCHLAUCH SAE 100 R2A 1/2" L. 550 FP90 1/2" + FP 1/2"	TUBO SAE 100 R2A 1/2" L.550 FP90 1/2" + FP 1/2"	
10	3225666	TUBO SAE 100 R1A 1/2" L.360 FP90 1/2" + FP 1/2"	TUYAU SAE 100 R1A 1/2" L.360 FP90 1/2" + FP 1/2"	PIPE SAE 100 R1A 1/2" L.360 FP90 1/2" + FP 1/2"	SCHLAUCH SAE 100 R1A 1/2" L. 360 FP90 1/2" + FP 1/2"	TUBO SAE 100 R1A 1/2" L.360 FP90 1/2" + FP 1/2"	
11	3225667	TUBO SAE 100 R1A 1/2" L.570 FP45 1/2" + FP 1/2"	TUYAU SAE 100 R1A 1/2" L.570 FP45 1/2" + FP 1/2"	PIPE SAE 100 R1A 1/2" L.570 FP45 1/2" + FP 1/2"	SCHLAUCH SAE 100 R1A 1/2" L. 570 FP45 1/2" + FP 1/2"	TUBO SAE 100 R1A 1/2" L.570 FP45 1/2" + FP 1/2"	
12	3225668	TUBO SAE 100 R1A 1/2" L.740 FP90 1/2" + FP90 1/2" 270°	TUYAU SAE 100 R1A 1/2" L.740 FP90 1/2" + FP90 1/2" 270°	PIPE SAE 100 R1A 1/2" L.740 FP90 1/2" + FP90 1/2" 270°	SCHLAUCH SAE 100 R1A 1/2" L. 740 FP90 1/2" + FP90 1/2" 270°	TUBO SAE 100 R1A 1/2" L.740 FP90 1/2" + FP90 1/2" 270°	
13	3225669	TUBO SAE 100 R1A 1/2" L.1170 FP90 1/2" + FP90 1/2"	TUYAU SAE 100 R1A 1/2" L.1170 FP90 1/2" + FP90 1/2"	PIPE SAE 100 R1A 1/2" L.1170 FP90 1/2" + FP90 1/2"	SCHLAUCH SAE 100 R1A 1/2" L. 1170 FP90 1/2" + FP90 1/2"	TUBO SAE 100 R1A 1/2" L.1170 FP90 1/2" + FP90 1/2"	
14	3225670	TUBO SAE 100 R1A 1/2" L.1700 FP90 1/2" + FP 1/2"	TUYAU SAE 100 R1A 1/2" L.1700 FP90 1/2" + FP 1/2"	PIPE SAE 100 R1A 1/2" L.1700 FP90 1/2" + FP 1/2"	SCHLAUCH SAE 100 R1A 1/2" L. 1700 FP90 1/2" + FP 1/2"	TUBO SAE 100 R1A 1/2" L.1700 FP90 1/2" + FP 1/2"	
15	3225600	MINIFLESSIBILE 2X5MM 600 BAR F.1/4" SEDE OGIVA + F.1/4" SEDE PIANA L.600	MINIFLEXIBLE 2X5MM 600 BAR F.1/4" SIEGE D'OGIVE + F.1/4" SIEGE PLAT L.600	MINI FLEXIBLE TUBE 2X5MM 600 BAR F.1/4" OGIVE SEAT + F.1/4" FLAT SEAT L.600	METALLSCHLAUCH 2X5 MM 600 BAR B.1/4" DICHTKEGEL-SITZ + B.1/4" FLACHER SITZ L.600	MINIFLEXIBLE 2X5MM 600 BARES F.1/4" ALOJAMIENTO OJIVA + F.1/4" ALOJAMIENTO PLANO L.600	
16	3225689	MINIFLESSIBILE 2X5MM 600 BAR F.1/4" SEDE OGIVA + F.1/4" SEDE PIANA L.800	MINIFLEXIBLE 2X5MM 600 BAR F.1/4" SIEGE OGIVE + F.1/4" SIEGE PLAT L.800	MINI FLEXIBLE TUBE 2X5MM 600 BAR F.1/4" OGIVE SEAT + F.1/4" FLAT SEAT L.800	METALLSCHLAUCH 2X5 MM 600 BAR B.1/4" DICHTKEGEL-SITZ + B.1/4" FLACHER SITZ L.800	MINIFLEXIBLE 2X5MM 600 BARES F.1/4" ALOJAMIENTO OJIVA + F.1/4" ALOJAMIENTO PLANO L.800	



TAV. 9.2/A



TAV. 9.2/A - GRUPPO RACCORDI IMPIANTO OLEODINAMICO SILENT 300 - GROUPE RACCORDS CIRCUIT HYDRAULIQUE SILENT 300 A - SILENT 300 HYDRAULIC SYSTEM CONNECTIONS ASSEMBLY - BAUGRUPPE ANSCHLÜSSE HYDRAULIKANLAGE SILENT 300 - GRUPO EMPALMES SISTEMA OLEODINÁMICO SILENT 300							
Rif.	Cod.	I	F	GB	D	E	Note
1	3224293	SERBATOIO OLIO 15L	RESERVOIR D'HUILE 15 L	OIL TANK 15L	ÖLTANK 15 L	DEPÓSITO ACEITE 15 L	
2	3225640	TAPP. ESAG. OLEOD. 1/2" SV.60°	BOUCHON HEX. HYDR. 1/2" SV.60°	HYDRAULIC HEX. PLUG 1/2" FL.60°	SECHSKANTVERSCHLUSS HYDR.ANL. 1/2" AUSGESENKT 60°	TAP. HEXAG. OLEOD. 1/2" AV. 60°	
3	1220140	RONDELLA AUTOCENTRANTE 1/2"	RONDELLE AUTOCENTRANTE 1/2"	SELF-CENTERING WASHER 1/2"	SELBSTZENTRIERENDE UNTERLEGSCHIBE 1/2"	ARANDELA AUTOCENTRANTE 1/2"	
4	2351846	RONDELLA GM AUTOCENTRANTE 3/8"	RONDELLE GM AUTOCENTRANTE 3/8"	SELF-CENTERING WASHER GM 3/8"	SELBSTZENTRIERENDE GM-UNTERLEGSCHIBE 3/8"	ARANDELA GM AUTOCENTRANTE 3/8"	
5	3225152	NIPLES OLEOD. CILINDRICO 1/2" SV. 60°	NIPLES HYDR. CYLINDRIQUE 1/2" SV. 60°	CYL. HYDRAULIC NIPPLE 1/2" FL. 60°	HYDR.NIPPEL ZYLIND. 1/2" AUSGESENKT 60°	NIPLE OLEOD. CILINDRICO 1/2" AV. 60°	
6	3225772	CURVA 90° M.F.GIR. 1/2"	COUDE 90° M.F.PIV. 1/2"	90° BEND M.F. SWIVEL 1/2"	WINKELSTÜCK 90° S-B DREHB. 1/2"	CURVA 90° M.H. GIR. 1/2"	
7	3224469	SCAMBIATORE DI CALORE OMT	ECHANGEUR DE CHALEUR OMT	*OMT* HEAT EXCHANGER	WÄRMETAUSCHER *OMT*	INTERCAMBIADOR DE CALOR *OMT*	
8	3224336	MOTORE	MOTEUR	ENGINE	MOTOR	MOTOR	SAMHYDRAULIC M4PV21
9	3223625	MANOMETRO GLIC. 0-10BAR 1/4" CONICO D.63 ATTACCO POSTERIORE	MANOMETRE GLIC. 0-10BAR 1/4" CONIQUE D.63 RACCORD ARRIERE	PRESSURE GAUGE GLYC. 0-10 BAR 1/4" CONICAL D.63 REAR COUPLING	GLYZ.MANOMETER 0-10 BAR 1/4" KONISCH D.63 HINT. ANSCHL.	MANÓMETRO GLIC. 0-10 BARES 1/4" CÓNICO D. 63 CONEXIÓN TRASERA	
10	3224456	POMPA APISTONI	POMPE A PISTONS	PISTON PUMP	KOLBENPUMPE	BOMBA DE PISTONES	HP HYDRAULIC M4PV21
11	3225638	TAPPO OLEODINAMICO F.GIREVOLE 1/4"	BOUCHON HYDRAULIQUE F. PIVOTANT 1/4"	HYDRAULIC PLUG F. SWIVEL 1/4"	HYDR.VERSCHL. B. DREHB. 1/4"	TAPÓN OLEODINÁMICO H. GIRATORIO 1/4"	
12	3225125	NIPLES OLEODINAMICO RIDOTTO CILINDRICO 1/2" 1/4"	NIPLES HYDR. A FILETAGE CYLINDRIQUE REDUIT 1/2" 1/4"	CYL. REDUCED HYDRAULIC NIPPLE 1/2" 1/4"	HYDR.NIPPEL REDUZIERSTÜCK ZYLINDRISCH 1/2" 1/4"	NIPLE OLEODINÁMICO REDUCIDO CILINDRICO 1/2" 1/4"	
13	3224516	BOCCHETTONE CARICO OLIO	GOULOTTE DE REMPLISSAGE D'HUILE	OIL FILLER	ÖLEINFÜLLÖFFNUNG	BOCA DE CARGA ACEITE	
14	3225632	RACCORDO OLEOD. T.F. 1/2"	RACCORD HYDR. T.F. 1/2"	HYDRAULIC T UNION F. 1/2"	HYDR.ANSCHL. KOPF B. 1/2"	EMPALME OLEOD. T.H. 1/2"	
15	3225623	CURVA 90° M. CONICO F. GIREVOLE 1/2"	COUDE 90° M. CONIQUE F. PIVOTANT 1/2"	90° BEND M. CONICAL F. SWIVEL 1/2"	WINKELSTÜCK 90° S. KONISCH B. DREHB. 1/2"	CURVA 90° M. CÓNICO H. GIRATORIO 1/2"	
16	3225624	ADATTATORE OLEOD. 1/2" M.F.	ADAPTATEUR HYDR. 1/2" M.F.	HYDRAULIC ADAPTER 1/2" M.F.	HYDR.PASSSTÜCK 1/2" S-B.	ADAPTADOR OLEOD. 1/2" M.H.	
17	3225635	VALVOLA OLEOD. NON RIT. 1/2" F.F. TAR 10 BAR	CLAPET ANTI-RETOUR 1/2" F.F. TARAGE 10 BAR	HYDRAULIC NON-RETURN VALVE 1/2" F.F. SETTING 10 BAR	RÜCKSCHLAGVENTIL HYDR.ANL. 1/2" B.-B. EICH. 10 BAR	VALVULA OLEOD. ANTIRRET. 1/2" H.H. CAL 10 BARES	
18	3225161	NIPLES OLEOD. RIDOTTO CIL. 3/4" 1/2"	NIPLES HYDR. A FILETAGE CYLINDRIQUE REDUIT 3/4" 1/2"	CYL. REDUCED HYDRAULIC NIPPLE 3/4" 1/2"	HYDR.NIPPEL REDUZIERSTÜCK ZYL. 3/4" 1/2"	NIPLE OLEOD. REDUCTOR CIL. 3/4" 1/2"	
19	3225165	RONDELLA GM AUTOCENTRANTE 3/4"	RONDELLE GM AUTOCENTRANTE 3/4"	SELF-CENTERING WASHER GM 3/4"	SELBSTZENTRIERENDE GM-UNTERLEGSCHIBE 3/4"	ARANDELA GM AUTOCENTRANTE 3/4"	
20	3225160	TAPPO ESAGONALE OLEOD. 3/8" SV 60°	BOUCHON HEXAGONAL HYDR. 3/8" SV 60°	HYDRAULIC HEX. PLUG 3/8" FL. 60°	SECHSKANTVERSCHL. HYDR. 3/8" AUSGESENKT 60°	TAPÓN HEXAGONAL OLEOD. 3/8" AV. 60°	
21	3225620	NIPLES OLEOD. CILIND. 3/4" SV. 60°	NIPLES HYDR.	CYL. HYDRAULIC NIPPLE 3/4" FL. 60°	HYDR.NIPPEL ZYLIND. 3/4" AUSGESENKT 60°	NIPLE OLEOD. CILIND. 3/4" AV. 60°	
22	3225755	PROLUNGA OLEOD. M.F. 3/8" L.20mm SV. 60°	RALLONGE HYDR. M.F. 3/8" L.20mm SV. 60°	HYDRAULIC EXTENSION M.F. 3/8" L.20mm FL. 60°	HYDR.VERLÄNGERUNG S.-B. 3/8" L.20 MM AUSGESENKT 60°	PROLONGACIÓN OLEOD. M.H. 3/8" L. 20 mm AV. 60°	
23	3225124	NIPLES OLEOD. RIDOTTO CIL. 3/8" 1/4" SV. 60°	NIPLES HYDR. A FILETAGE CYLINDRIQUE REDUIT 3/8" 1/4" SV. 60°	CYL. REDUCED HYDRAULIC NIPPLE 3/8" 1/4" FL. 60°	HYDR.NIPPEL REDUZIERSTÜCK ZYL. 3/8" 1/4" AUSGESENKT 60°	NIPLE OLEOD. REDUCTOR CIL. 3/8" 1/4" AV. 60°	
24	3225626	RACCORDO OLEOD. T. F.F. 3/8"	RACCORD HYDR. T. F.F. 3/8"	HYDRAULIC T UNION F.F. 3/8"	HYDR.ANSCHL. KOPF B.-B. 3/8"	EMPALME OLEOD. T.H. H. 3/8"	
25	3225154	NIPLES OLEOD. RIDOTTO CIL. 1/2" 3/8"	NIPLES HYDR. A FILETAGE CYLINDRIQUE REDUIT 1/2" 3/8"	CYL. REDUCED HYDRAULIC NIPPLE 1/2" 3/8"	HYDR.NIPPEL REDUZIERSTÜCK ZYL. 1/2" 3/8"	NIPLE OLEOD. REDUCTOR CIL. 1/2" 3/8"	
26	3251845	RONDELLA GM AUTOCENTRANTE 1/4"	RONDELLE GM AUTOCENTRANTE 1/4"	SELF-CENTERING WASHER GM 1/4"	SELBSTZENTRIERENDE GM-UNTERLEGSCHIBE 1/4"	ARANDELA GM AUTOCENTRANTE 1/4"	
27	3225123	NIPLES OLEOD. CIL. 1/4" SV 60°	NIPLES HYDR. CYL. 1/4" SV 60°	CYL. HYDRAULIC NIPPLE 1/4" FL. 60°	HYDR.NIPPEL ZYL. 1/4" AUSGESENKT 60°	NIPLE OLEOD. CIL. 1/4" AV. 60°	
28	3224380	PISTONE DOPPIO EFFETTO	PISTON DOUBLE EFFET	DOUBLE-ACTING PISTON	DOPPELT WIRKENDER ZYLINDER	PISTÓN DOBLE EFECTO	
29	3225633	PROLUNGA OLEOD. M.F. L30MM SV 60°	RALLONGE HYDR. M.F. L30MM SV 60°	HYDRAULIC EXTENSION M.F. L30MM FL. 60°	HYDR.VERLÄNGERUNG S.-B. L 30 MM AUSGESENKT 60°	PROLONGACIÓN OLEOD. M.H. L 30 MM AV. 60°	
30	3225634	VALVOLA OLEOD. NON RITORNO 1/2" F.F. TAR 2 BAR	CLAPET ANTI-RETOUR 1/2" F.F. TARAGE 2 BAR	HYDRAULIC NON-RETURN VALVE 1/2" F.F. SETTING 2 BAR	RÜCKSCHLAGVENTIL HYDR. 1/2" B.-B. EICH. 2 BAR	VALVULA OLEOD. ANTIRRETROSCO 1/2" H.H. CAL. 2 BARES	
31	3225622	ADATT. OLEOD. 3/4" M.F.	ADAPT. HYDR. 3/4" M.F.	HYDRAULIC ADAPTER 3/4" M.F.	PASSST. HYDR. 3/4" S.-B.	ADAPT. OLEOD. 3/4" M.H.	
32	3225617	RACCORDO OLEOD. T.F. 3/4"	RACCORD HYDR. T.F. 3/4"	HYDRAULIC T UNION F. 3/4"	HYDR.NIPPEL REDUZIERSTÜCK ZYL. 3/4" 1/4" AUSGESENKT 60°	EMPALME OLEOD. T.H. 3/4"	
33	3225618	NIPLES OLEOD. RIDOT. CIL. 3/4" 1/4" SV. 60°	NIPLES HYDR. REDUIT CYL. 3/4" 1/4" SV. 60°	CYL. REDUCED HYDRAULIC NIPPLE 3/4" 1/4" FL. 60°	SAULE 1/4" B.-B. + DURCHFLOSSVENTIL 5 L	NIPLE OLEOD. REDUC. CIL. 3/4" 1/4" AV. 60°	
34	3225654	COLONNETTA 1/4" F.F.+VALVOLA DI FLUSSO 5LT	COLONNETTE 1/4" F.F.+ REGULATEUR DE DEBIT 5 L	COLUMN 1/4" F.F.+FLOW VALVE 5LT	HYDR.VERLÄNGERUNG S.-B. 3/4" L 45 MM AUSGESENKT 60°	ESPÁRRAGO 1/4" H.F.+VÁLVULA DE FLUJO 5 L	
35	3225621	PROLUNGA OLEOD. M.F. 3/4" L45MM SV 60°	RALLONGE HYDR. M.F. 3/4" L45MM SV 60°	HYDRAULIC EXTENSION M.F. 3/4" L45MM FL. 60°	HYDR.PASSSTÜCK KOPF F. 1/4"	PROLONGACIÓN OLEOD. M.H. 3/4" L 45 MM AV. 60°	
36	3225155	ADATTATORE OLEOD. T.F. 1/4"	ADAPTATEUR HYDR. T.F. 1/4"	HYDRAULIC T ADAPTER. F. 1/4"	HYDR.ANSCHL. KOPF B. T.H. 1/4"	ADAPTADOR OLEOD. T.H. 1/4"	
37	3225629	RACCORDO OLEOD. T.F. 1/4"	RACCORD HYDR.T.F. 1/4"	HYDRAULIC T UNION F. 1/4"	DRUCKANSCHLUSS 1/4" M16X2	EMPALME OLEOD. T.H. 1/4"	
38	3225636	MINIPRESA DI PRESSIONE 1/4" M16X2	MINIPRESI DE PRESSION 1/4" M16X2	MINI PRESSURE POINT 1/4" M16X2	HEBEL STEUERGERÄT M8 L90 MM	MINITOMA DE PRESIÓN 1/4" M16X2	
39	3225959	LEVA DISTRIBUTORE M8 L90 mm	LEVIER DE DISTRIBUTEUR M8 L90 mm	DISTRIBUTOR LEVER M8 L90 mm	HEBEL STEUERGERÄT M8 L135 mm	PALANCA DISTRIBUIDOR M8 L90 mm	
40	3225844	LEVA DISTRIBUTORE M8 L135 mm	LEVIER DE DISTRIBUTEUR M8 L135 mm	DISTRIBUTOR LEVER M8 L135 mm	STEUERGERÄT	PALANCA DISTRIBUIDOR M8 L135 mm	
41	3224460	DISTRIBUTORE	DISTRIBUTEUR	DISTRIBUTOR	STEUERGERÄT	DISTRIBUIDOR	HYDROCONTROL HC-D9/4(SILENT300)
41	3224462	DISTRIBUTORE	DISTRIBUTEUR	DISTRIBUTOR	MOTOR	DISTRIBUIDOR	HYDROCONTROL HC-D2/4(SILENT300A)
42	3224304	MOTORE	MOTEUR	ENGINE	MOTOR	MOTOR	SAMHYDRAULIC BR250 T C32
43	3225960	POMPA A INGRANAGGI	POMPE A ENGRENAGE	GEAR PUMP	ZAHNRADPUMPE	BOMBA DE ENGRANAJES	
44	3225961	BOBINA ELETTROVALVOLA	SOLENOIDE ELECTROVALVE	SOLENOID VALVE COIL	SPULE MAGNETVENTIL	BOBINA ELECTROVÁLVULA	
45	3225962	FILTRO OLIO	FILTRE A HUILE	OIL FILTER	ÖLFILTER	FILTRO ACEITE	

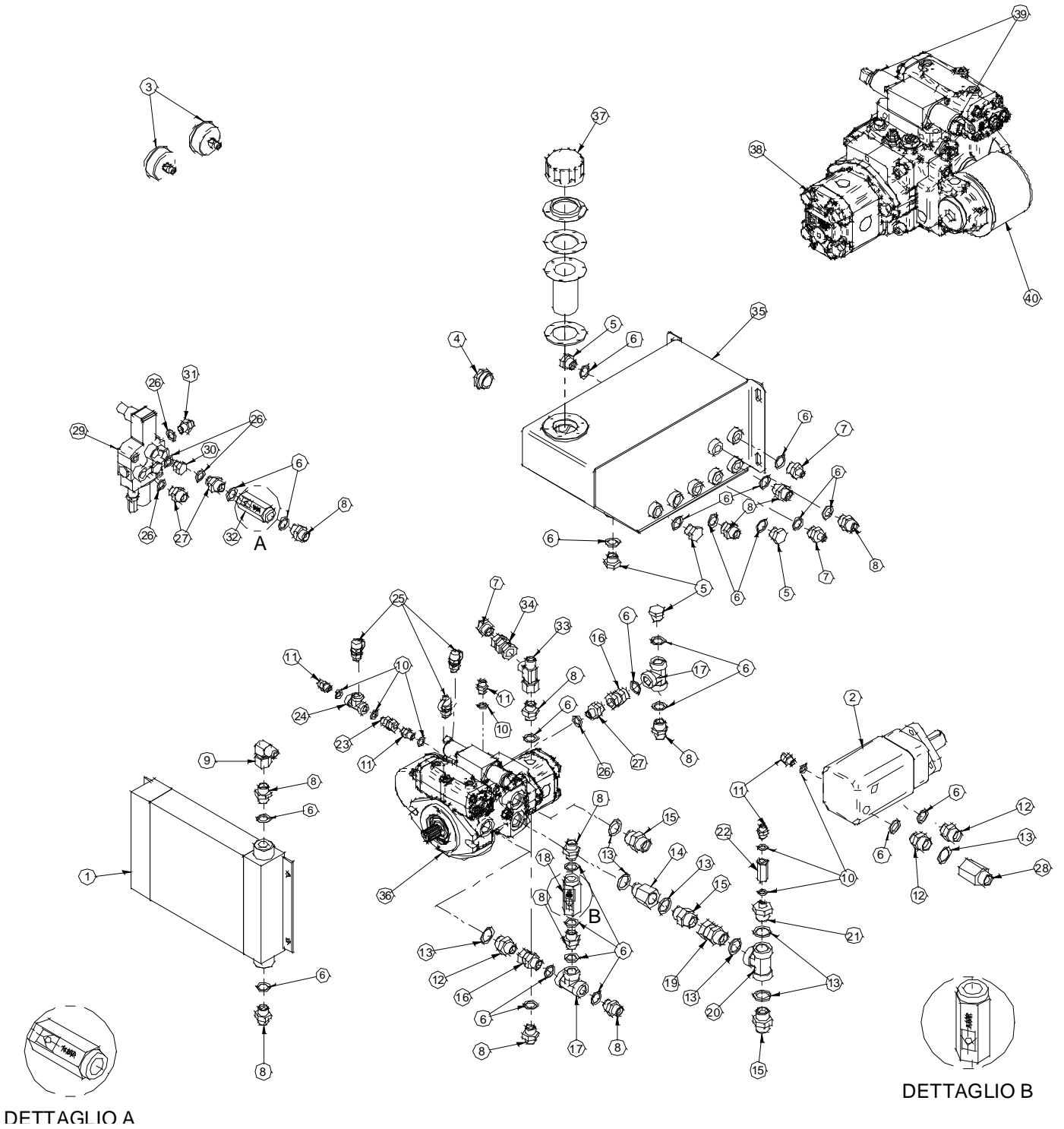


TAV. 9.1/B



**TAV. 9.1/B - GRUPPO TUBI IMPIANTO OLEODINAMICO SILENT 300 A - GROUPE TUYAUTERIES DU CIRCUIT HYDRAULIQUES SILENT 300 A - SILENT 300 A
HYDRAULIC SYSTEM PIPES UNIT - BAUGRUPPE SCHLAUCHLEITUNGEN HYDRAULIKANLAGE SILENT 300 A - GRUPO TUBOS SISTEMA OLEODINÁMICO SILENT
300 A**

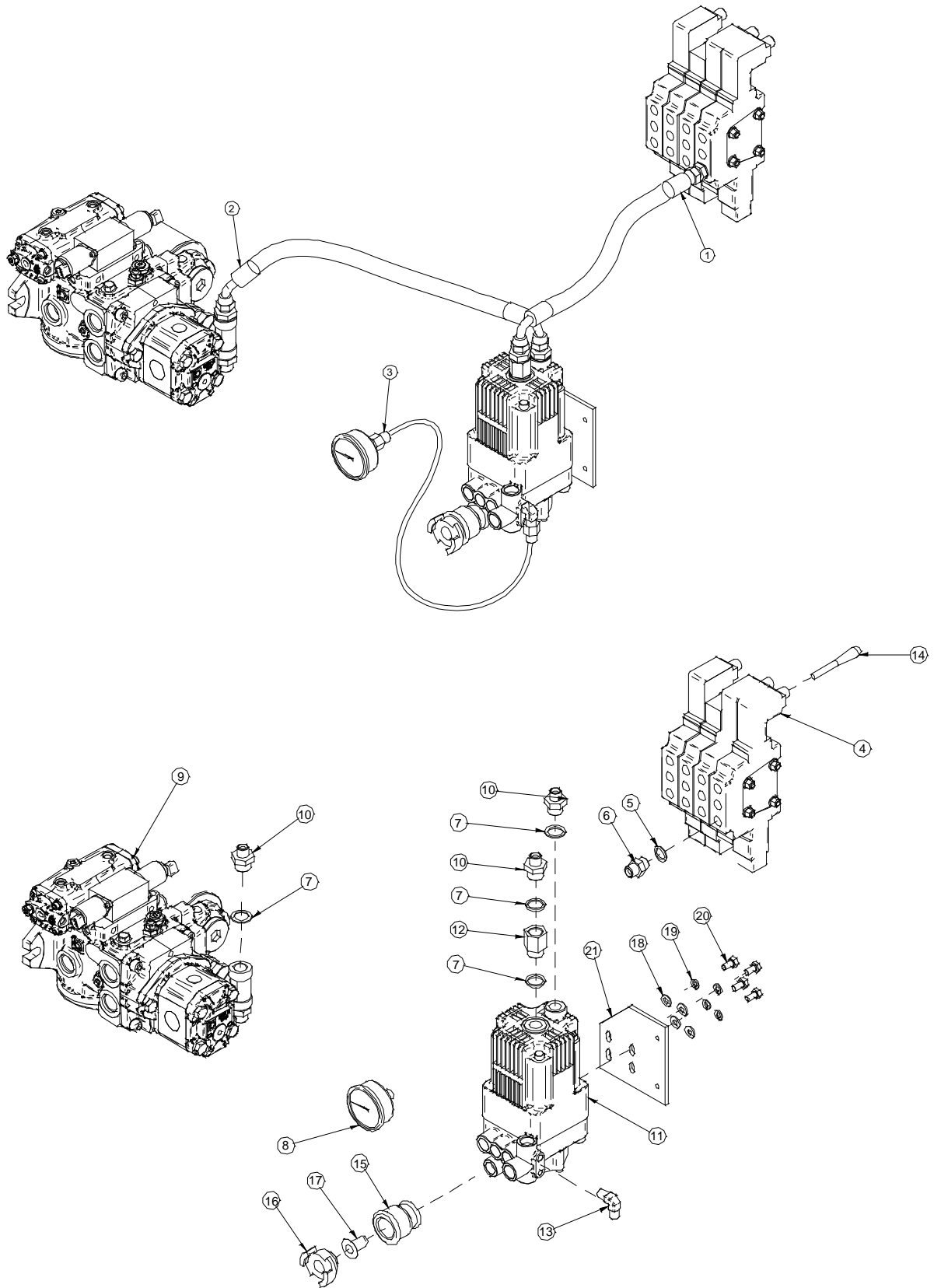
Rif.	Cod.	I	F	GB	D	E	Note
1	3225657	TUBO SAE 100 R1A 1/4" L.550 FP45 1/4" + FP 1/4"	TUYAU SAE 100 R1A 1/4" L.550 FP45 1/4" + FP 1/4"	PIPE SAE 100 R1A 1/4" L.550 FP45 1/4" + FP 1/4"	SCHLAUCH SAE 100 R1A 1/4" L.550 FP45 1/4" + FP 1/4"	TUBO SAE 100 R1A 1/4" L.550 FP45 1/4" + FP 1/4"	
2	3225658	TUBO SAE 100 R1A 1/4" L.680 FP90 1/4" + FP90 1/4" 180°	TUYAU SAE 100 R1A 1/4" L.680 FP90 1/4" + FP90 1/4" 180°	PIPE SAE 100 R1A 1/4" L.680 FP90 1/4" + FP90 1/4" 180°	SCHLAUCH SAE 100 R1A 1/4" L.680 FP90 1/4" + FP90 1/4" 180°	TUBO SAE 100 R1A 1/4" L.680 FP90 1/4" + FP90 1/4" 180°	
3	3225659	TUBO SAE 100 R9R 3/4" L.590 FP90 3/4" + FP90 3/4" 345°	TUYAU SAE 100 R9R 3/4" L.590 FP90 3/4" + FP90 3/4" 345°	PIPE SAE 100 R9R 3/4" L.590 FP90 3/4" + FP90 3/4" 345°	SCHLAUCH SAE 100 R9R 3/4" L.590 FP90 3/4" + FP90 3/4" 345°	TUBO SAE 100 R9R 3/4" L.590 FP90 3/4" + FP90 3/4" 345°	
4	3225660	TUBO SAE 100 R9R 3/4" L.550 FP90 3/4" +FP90 3/4" 325°	TUYAU SAE 100 R9R 3/4" L.550 FP90 3/4" +FP90 3/4" 325°	PIPE SAE 100 R9R 3/4" L.550 FP90 3/4" + FP90 3/4" 325°	SCHLAUCH SAE 100 R9R 3/4" L.550 FP90 3/4" + FP90 3/4" 325°	TUBO SAE 100 R9R 3/4" L.550 FP90 3/4" +FP90 3/4" 325°	
5	3225662	TUBO SAE 100 R1A 1/4" L.620 FP90 1/4" +FP45 1/4" 130°	TUYAU SAE 100 R1A 1/4" L.620 FP90 1/4" +FP45 1/4" 130°	PIPE SAE 100 R1A 1/4" L.620 FP90 1/4" + FP45 1/4" 130°	SCHLAUCH SAE 100 R1A 1/4" L.620 FP90 1/4" + FP45 1/4" 130°	TUBO SAE 100 R1A 1/4" L.620 FP90 1/4" +FP45 1/4" 130°	
6	3225665	TUBO SAE 100 R2A 1/2" L.550 FP90 1/2" + FP 1/2"	TUYAU SAE 100 R2A 1/2" L.550 FP90 1/2" + FP 1/2"	PIPE SAE 100 R2A 1/2" L.550 FP90 1/2" + FP 1/2"	SCHLAUCH SAE 100 R2A 1/2" L.550 FP90 1/2" + FP 1/2"	TUBO SAE 100 R2A 1/2" L.550 FP90 1/2" + FP 1/2"	
7	3225666	TUBO SAE 100 R1A 1/2" L.360 FP90 1/2" + FP 1/2"	TUYAU SAE 100 R1A 1/2" L.360 FP90 1/2" + FP 1/2"	PIPE SAE 100 R1A 1/2" L.360 FP90 1/2" + FP 1/2"	SCHLAUCH SAE 100 R1A 1/2" L.360 FP90 1/2" + FP 1/2"	TUBO SAE 100 R1A 1/2" L.360 FP90 1/2" + FP 1/2"	
8	3225667	TUBO SAE 100 R1A 1/2" L.570 FP45 1/2" + FP 1/2"	TUYAU SAE 100 R1A 1/2" L.570 FP45 1/2" + FP 1/2"	PIPE SAE 100 R1A 1/2" L.570 FP45 1/2" + FP 1/2"	SCHLAUCH SAE 100 R1A 1/2" L.570 FP45 1/2" + FP 1/2"	TUBO SAE 100 R1A 1/2" L.570 FP45 1/2" + FP 1/2"	
9	3225668	TUBO SAE 100 R1A 1/2" L.740 FP90 1/2" + FP90 1/2" 270°	TUYAU SAE 100 R1A 1/2" L.740 FP90 1/2" + FP90 1/2" 270°	PIPE SAE 100 R1A 1/2" L.740 FP90 1/2" + FP90 1/2" 270°	SCHLAUCH SAE 100 R1A 1/2" L.740 FP90 1/2" + FP90 1/2" 270°	TUBO SAE 100 R1A 1/2" L.740 FP90 1/2" + FP90 1/2" 270°	
10	3225669	TUBO SAE 100 R1A 1/2" L.1170 FP90 1/2" + FP90 1/2"	TUYAU SAE 100 R1A 1/2" L.1170 FP90 1/2" + FP90 1/2"	PIPE SAE 100 R1A 1/2" L.1170 FP90 1/2" + FP90 1/2"	SCHLAUCH SAE 100 R1A 1/2" L.1170 FP90 1/2" + FP90 1/2"	TUBO SAE 100 R1A 1/2" L.1170 FP90 1/2" + FP90 1/2"	
11	3225670	TUBO SAE 100 R1A 1/2" L.1700 FP90 1/2" + FP 1/2"	TUYAU SAE 100 R1A 1/2" L.1700 FP90 1/2" + FP 1/2"	PIPE SAE 100 R1A 1/2" L.1700 FP90 1/2" + FP 1/2"	SCHLAUCH SAE 100 R1A 1/2" L.1700 FP90 1/2" + FP 1/2"	TUBO SAE 100 R1A 1/2" L.1700 FP90 1/2" + FP 1/2"	
12	3225600	MINIFLESSIBILE 2X5MM 600 BAR F.1/4" SEDE OGIVA + F.1/4" SEDE PIANA L.600	MINIFLEXIBLE 2X5MM 600 BAR F.1/4" SIEGE OGIVE + F.1/4" SIEGE PLAT L.600	MINI FLEXIBLE TUBE 2X5MM 600 BAR F.1/4" OGIVE SEAT + F.1/4" FLAT SEAT L.600	METALLSCHLAUCH 2X5MM 600 BAR B.1/4" DICHTKEGEL-SITZ + B.1/4" FLACHER SITZ L.600	MINIFLEXIBLE 2X5MM 600 BARES F.1/4" ALOJAMIENTO OJIVA + F.1/4" ALOJAMIENTO PLANO L.600	



TAV. 9.2/B



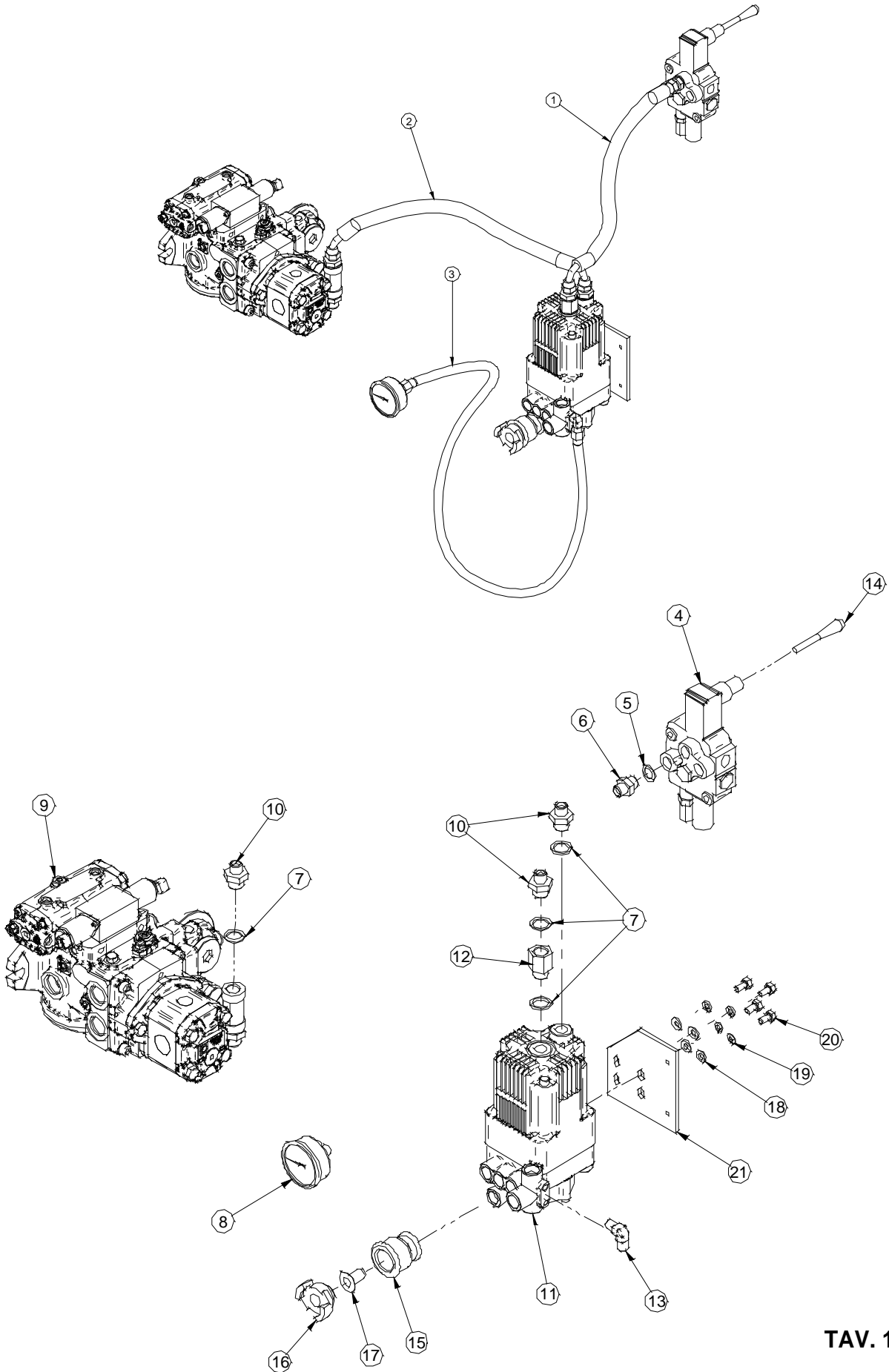
TAV. 9.2/ B - GRUPPO RACCORDI IMPIANTO OLEODINAMICO SILENT 300 A - GROUPE RACCORDS CIRCUIT HYDRAULIQUE SILENT 300 A - SILENT 300 A HYDRAULIC SYSTEM UNIONS ASSEMBLY - BAUGRUPPE ANSCHLÜSSE HYDRAULIKANLAGE SILENT 300 A - GRUPO EMPALMES SISTEMA OLEODINÁMICO SILENT 300 A							
Rif.	Cod.	I	F	GB	D	E	Note
1	3224469	SCAMBIATORE DI CALORE "OMT"	ECHANGEUR DE CHALEUR "OMT"	HEAT EXCHANGER "OMT"	WÄRMETAUSCHER	INTERCAMBIADOR DE CALOR "OMT"	
2	3224336	MOTORE	MOTEUR	ENGINE	MOTOR	MOTOR	SAMHYDRAULIC M4PV21
3	3223625	MANOMETRO GLIC. 0-10BAR 1/4" CONICO D.63 ATTACCO POSTERIORE	MANOMETRE GLIC. 0-10BAR 1/4" CONIQUE D.63 RACCORD ARRIERE	PRESSURE GAUGE GLYC. 0-10BAR 1/4" CONICAL D.63 REAR CONNECTION	GLYZ.MANOMETER 0-10 BAR 1/4" KONISCH D.63 HINTERES ANSCHLUSSSTÜCK	MANÓMETRO GLIC. 0-10 BARES 1/4" CÓNICO D.63 CONEXIÓN TRASERA	
4	3225638	TAPPO OLEODINAMICO F. GIREVOLE 1/4"	BOUCHON HYDRAULIQUE F. PIVOTANT 1/4"	HYDRAULIC PLUG F. SWIVEL 1/4"	VERSCHLUSS HYDRAULIKANLAGE B. DREHBAR 1/4"	TAPÓN OLEODINÁMICO H. GIRATORIO 1/4"	
5	3225640	TAPP. ESAG OLEOD. 1/2" SV.60°	BOUCHON HEX. HYDR. 1/2" SV.60°	HYDRAULIC HEX. PLUG 1/2" FL.60°	SECHSKANT-VERSCHLUSS HYDR. 1/2" AUSGESENKT 60°	TAP. HEXAG. OLEOD. 1/2" AV. 60°	
6	1220140	RONDELLA AUTOCENTRANTE 1/2"	RONDELLE AUTOCENTRANTE 1/2"	SELF-CENTERING WASHER 1/2"	SELBSTZENTRIERENDE UNTERLEGSCHLEIBE 1/2"	ARANDELA AUTOCENTRANTE 1/2"	
7	3225125	NIPLES OLEOD. RIDOTTO CIL. 1/2" 1/4"	NIPLES HYDR. REDUIT CYL. 1/2" 1/4"	CYL. REDUCED HYDRAULIC NIPPLE 1/2" 1/4"	HYDR.-NIPPEL REDUZIERSTÜCK ZYL. 1/2" 1/4"	NIPLE OLEOD. REDUCIDO CIL. 1/2" 1/4"	
8	3225152	NIPLES OLEOD. CILINDRICO 1/2" SV. 60°	NIPLES HYDR. CYLINDRIQUE 1/2" SV. 60°	CYL. HYDRAULIC NIPPLE 1/2" FL. 60°	HYDR.-NIPPEL ZYLINDERFÖRMIG 1/2" AUSGESENKT 60°	NIPLE OLEOD. CILÍNDRICO 1/2" AV. 60°	
9	3225772	CURVA 90° M.F.GIR. 1/2"	COUDE 90° M.F.PIV. 1/2"	90° BEND M.F.SWIVEL 1/2"	WINKELSTÜCK 90° S.B.DREHB. 1/2"	CURVA 90° M.H. GIR. 1/2"	
10	3251845	RONDELLA GM AUTOCENTRANTE 1/4"	RONDELLE GM AUTOCENTRANTE 1/4"	SELF-CENTERING WASHER GM 1/4"	SELBSTZENTRIERENDE GM-UNTERLEGSCHLEIBE 1/4"	ARANDELA GM AUTOCENTRANTE 1/4"	
11	3225123	NIPLES OLEOD. CIL. 1/4" SV 60°	NIPLES HYDR. CYL. 1/4" SV 60°	CYL. HYDRAULIC NIPPLE 1/4" FL. 60°	HYDR.-NIPPEL ZYL. 1/4" AUSGESENKT 60°	NIPLE OLEOD. CIL. 1/4" AV. 60°	
12	3225161	NIPLES OLEOD. RIDOTTO CIL. 3/4" 1/2"	NIPLES HYDR. REDUIT CYL. 3/4" 1/2"	CYL. REDUCED HYDRAULIC NIPPLE 3/4" 1/2"	HYDR.-NIPPEL REDUZIERSTÜCK ZYL. 3/4" 1/2"	NIPLE OLEOD. REDUCIDO CIL. 3/4" 1/2"	
13	3225165	RONDELLA GM AUTOCENTRANTE 3/4"	RONDELLE GM AUTOCENTRANTE 3/4"	SELF-CENTERING WASHER GM 3/4"	SELBSTZENTRIERENDE GM-UNTERLEGSCHLEIBE 3/4"	ARANDELA GM AUTOCENTRANTE 3/4"	
14	3225633	PROLUNGA OLEOD. M.F. L30MM SV 60°	RALLONGE HYDR. M.F. L30MM SV 60°	HYDRAULIC EXTENSION FD. 3357 M.F. L30MM FL. 60°	VERLÄNGERUNG HYDRAULIK S.B. L30 MM AUSGESENKT 60°	PROLONGACIÓN OLEOD. M.H. L30MM AV. 60°	
15	3225620	NIPLES OLEOD. CILIND. 3/4" SV. 60°	NIPLES HYDR. CYL. 3/4" SV. 60°	CYL. HYDRAULIC NIPPLE 3/4" FL. 60°	NIPPEL HYDR. ZYL. 3/4" AUSGESENKT 60°	NIPLE OLEOD. CILÍND. 3/4" AV. 60°	
16	3225624	ADATTATORE OLEOD. 1/2" M.F.	ADAPTATEUR HYDR. 1/2" M.F.	HYDRAULIC ADAPTER 1/2" M.F.	PASSSTÜCK HYDR. 1/2" S.B.	ADAPTADOR OLEOD. 1/2" M.H.	
17	3225632	RACCORDO OLEOD. T.F. 1/2"	RACCORD HYDR. T.T. 1/2"	HYDRAULIC T. UNION F. 1/2"	ANSCHLUSS HYDR. T.B. 1/2"	EMPALME OLEOD. T.F. 1/2"	
18	3225634	VALVOLA OLEOD. NON RITORNO 1/2" F.F. TAR 2 BAR	CLAPET ANTI-RETOUR 1/2" F.F. TARAGE 2 BAR	HYDRAULIC NON-RETURN VALVE 1/2" F.F. SETTING 2 BAR	HYDR. RÜCKSCHLAGVENTIL 1/2" B.B. EICH. 2 BAR	VÁLVULA OLEOD. ANTIRRETROCESO 1/2" H.H. CAL. 2 BARES	
19	3225622	ADATT. OLEOD. 3/4" M.F.	ADAPT. HYDR. 3/4" M.F.	HYDRAULIC ADAPTER 3/4" M.F.	PASSSTÜCK HYDR. 3/4" S.B.	ADAPT. OLEOD. 3/4" M.H.	
20	3225617	RACCORDO OLEOD. T.F. 3/4"	RACCORD HYDR. T.F. 3/4"	HYDRAULIC T. UNION 3357 F. 3/4"	ANSCHLUSS HYDR. T.B. 3/4"	EMPALME OLEOD. T.H. 3/4"	
21	3225618	NIPLES OLEOD. RIDOT. CIL. 3/4" 1/4" SV. 60°	NIPLES HYDR. REDUIT CYL. 3/4" 1/4" SV. 60°	CYL. REDUCED HYDRAULIC NIPPLE 3/4" 1/4" FL. 60°	HYDR.-NIPPEL REDUZIERSTÜCK ZYL. 3/4" 1/4" AUSGESENKT 60°	NIPLE OLEOD. REDUC.CIL. 3/4" 1/4" AV. 60°	
22	3225654	COLONNETTA 1/4" F.F.+VALVOLA DI FLUSSO 5LT	COLONNETTE 1/4" F.F.+ REGULATEUR DE DEBIT 5 L	COLUMN 1/4" F.F.+FLOW VALVE 5LT	SÄULE 1/4" B.B.+ DURCHFLOSSVENTIL 5 L	ESPÁRAGO 1/4" H.H.+VÁLVULA DE FLUJO 5 L	
23	3225155	ADATTATORE OLEOD. T.F. 1/4"	ADAPTATEUR HYDR. T.F. 1/4"	HYDRAULIC T. ADAPTER F. 1/4"	PASSSTÜCK HYDR. T.B. 1/4"	ADAPTADOR OLEOD. T.H. 1/4"	
24	3225629	RACCORDO OLEOD. T.F. 1/4"	RACCORD HYDR. T.F. 1/4"	HYDRAULIC T. UNION F. 1/4"	ANSCHLUSS HYDR. T.B. 1/4"	EMPALME OLEOD. T.H. 1/4"	
25	3225636	MINIPRESA DI PRESSIONE 1/4" M16X2	MINIPRISE DE PRESSION 1/4" M16X2	MINI PRESSURE POINT 1/4" M16X2	DRUCKANSCHLUSS 1/4" M16X2	MINI TOMA DE PRESIÓN 1/4" M16X2	
26	3251846	RONDELLA GM AUTOCENTRANTE 3/8"	RONDELLE GM AUTOCENTRANTE 3/8"	SELF-CENTERING WASHER GM 3/8"	SELBSTZENTRIERENDE GM-UNTERLEGSCHLEIBE 3/8"	ARANDELA GM AUTOCENTRANTE 3/8"	
29	3224462	DISTRIBUTORE	DISTRIBUTEUR	DISTRIBUTOR	STEUERGERÄT	DISTRIBUIDOR	HYDROCONTROL HC-D2/4(SILENT300A)
30	3225160	TAPPO ESAGONALE OLEOD. 3/8" SV 60°	BOUCHON HEXAGONAL HYDR. 3/8" SV 60°	HYDRAULIC HEX. PLUG 3/8" FL. 60°	SECHSKANTVERSCHLUSS HYDR. 3/8" AUSGESENKT 60°	TAPÓN HEXAGONAL OLEOD. 3/8" AV. 60°	
31	3225124	NIPLES OLEOD. RIDOTTO CIL. 3/8" 1/4" SV. 60°	NIPLES HYDR. REDUIT CYL. 3/8" 1/4" SV. 60°	CYL. REDUCED HYDRAULIC NIPPLE 3/8" 1/4" FL. 60°	HYDR.-NIPPEL REDUZIERSTÜCK ZYL. 3/8" 1/4" AUSGESENKT 60°	NIPLE OLEOD. REDUCTOR CIL. 3/8" 1/4" AV. 60°	
32	3225635	VALVOLA OLEOD. NON RIT. 1/2" F.F. TAR 10 BAR	CLAPET ANTI-RETOUR 1/2" F.F. TARAGE 10 BAR	HYDRAULIC NON-RETURN VALVE 1/2" F.F. SETTING 10 BAR	RÜCKSCHLAGVENTIL HYDR. 1/2" B.B. EICH. 10 BAR	VÁLVULA OLEOD. ANTIRRET. 1/2" H.H. CAL 10 BARES	
33	3225164	RACCORDO OLEOD. "T" M.F. 1/2" GIREVOLE LATERALE	RACCORD HYDR. "T" M.F. 1/2" PIVOTANT LATERAL	HYDRAULIC "T" UNION M.F. 1/2" SWIVEL SIDE	"T"-FÖRMIGER HYDR.ANSCHL. S.B. 1/2" DREHBAR SEITL.	EMPALME OLEOD. "T" M.H. 1/2" GIRATORIO LATERAL	
34	3225378	ADATTATORE OLEODINAMICO 1/2" F.F. SV. 60°	ADAPTATEUR HYDRAULIQUE 1/2" F.F. SV. 60°	HYDRAULIC ADAPTER 1/2" F.F. FL. 60°	PASSSTÜCK HYDR. 1/2" B.B. AUSGESENKT 60°	ADAPTADOR OLEODINÁMICO 1/2" H.H. AV. 60°	
35	3224293	SERBATOIO OLIO 15L	RESERVOIR D'HUILE 15 L	OIL TANK 15L	ÖLBEHÄLTER 15 L	DEPÓSITO ACEITE 15 L	
36	3224456	POMPA APISTONI	POMPE A PISTONS	PISTON PUMP	KOLBENPUMPE	BOMBA DE PISTONES	HP HYDRAULIC M4PV21
37	3224516	BOCCHETTONE CARICO OLIO	GOULOTTE DE REMPLISSAGE D'HUILE	OIL FILLER	ÖLEINFÜLLSTUTZEN	BOCA DE CARGA ACEITE	
38	3225960	POMPA A INGRANAGGI	POMPE A ENGRENAGE	GEAR PUMP	ZAHNRADPUMPE	POMPA DE ENGRANAJES	
39	3225961	BOBINA ELETTROVALVOLA	SOLENOIDE ELECTROVALVE	SOLENOID VALVE COIL	MAGNETVENTILSPULE	BOBINA ELECTROVÁLVULA	
40	3225962	FILTRO OLIO	FILTRE A HUILE	OIL FILTER	ÖLFILTER	FILTRO ACEITE	



TAV. 10/A



TAV. 10/A - IMPIANTO OLEODINAMICO SILENT 300 - CIRCUIT HYDRAULIQUE SILENT 300 - SILENT 300 HYDRAULIC SYSTEM - HYDRAULIKANLAGE SILENT 300 - SISTEMA OLEODINÁMICO SILENT 300							
Rif.	Cod.	I	F	GB	D	E	Note
1	3225655	TUBO SAE 100 R2A 3/8" L. 1040 FP90 3/8" + FP 3/8"	TUYAU SAE 100 R2A 3/8" L. 1040 FP90 3/8" + FP 3/8"	PIPE SAE 100 R2A 3/8" L. 1040 FP90 3/8" + FP 3/8"	SCHLAUCH SAE 100 R2A 3/8" L. 1040 FP90 3/8" + FP 3/8"	TUBO SAE 100 R2A 3/8" L. 1040 FP90 3/8" + FP 3/8"	
2	3225656	TUBO SAE 100 R1A 3/8" L.63 FP90 3/8" + FP 45 3/8" 90°	TUYAU SAE 100 R1A 3/8" L.63 FP90 3/8" + FP 45 3/8" 90°	PIPE SAE 100 R1A 3/8" L.63 FP90 3/8" + FP 45 3/8" 90°	SCHLAUCH SAE 100 R1A 3/8" L.63 FP90 3/8" + FP 45 3/8" 90°	TUBO SAE 100 R1A 3/8" L.63 FP90 3/8" + FP 45 3/8" 90°	
3	3225600	MINIFLESSIBILE 2X5MM 600 BAR F 1/4" SEDE OGIVA + F1/4" SEDE PIANA L. 600	MINIFLEXIBLE 2X5MM 600 BAR F 1/4" SIEGE OGIVE + F1/4" SIEGE PLAT L. 600	MINI FLEXIBLE TUBE 2X5MM 600 BAR F 1/4" OGIVE SEAT + F1/4" FLAT SEAT L. 600	METALLSCHLAUCH 2X5MM 600 BAR F 1/4" DICHTKEGEL-SITZ + F1/4" FLACHER SITZ L. 600	MINIFLEXIBLE 2X5MM 600 BARES F 1/4" ALOJAMIENTO OJIVA + F 1/4" ALOJAMIENTO PLANO L. 600	
4	3224460	DISTRIBUTORE	DISTRIBUTEUR	DISTRIBUTOR	STEUERGERÄT	DISTRIBUIDOR	HYDROCONTROL HC-D9/4
5	3251846	RONDELLA GM AUTOCENTRANTE 3/8"	RONDELLE GM AUTOCENTRANTE 3/8"	SELF-CENTERING WASHER GM 3/8"	SELBSTZENTRIERENDE GM-UNTERLEGSCHLEIBE 3/8"	ARANDELA GM AUTOCENTRANTE 3/8"	
6	3225153	NIPLES OLEOD. CILINDR. 3/8" SV.60°	NIPLES HYDR. VERIN 3/8" SV.60°	NIPPLE HYDRAULIC CYL. 3/8" FL.60°	NIPPEL HYDR. ZYLIN. 3/8" AUSGESENKT 60°	NIPLE OLEOD. CILINDRICO 3/8" AV. 60°	
7	1220140	RONDELLA GM AUTOCENTRANTE 1/2"	RONDELLE GM AUTOCENTRANTE 1/2"	SELF-CENTERING WASHER GM 1/2"	SELBSTZENTRIERENDE GM-UNTERLEGSCHLEIBE 1/2"	ARANDELA GM AUTOCENTRANTE 1/2"	
8	3223625	MANOMETRO GLIC. 0-10 BAR 1/4" CONICO D63 ATTACCO POSTERIORE	MANOMETRE GLYCERINE 0-10 BAR 1/4" CONIQUE D63 RACCORD ARRIERE	PRESSURE GAUGE GLYC. 0-10 BAR 1/4" CONICAL D63 REAR COUPLING	GLYZ.MANOMETER 0-10 BAR 1/4" KONISCH D63 HINT. ANSCHLUSS	MANÓMETRO GLIC. 0-10 BARES 1/4" CÓNICO D63 CONEXIÓN TRASERA	
9	3224456	POMPA A PISTONI	POMPE A PISTONS	PISTON PUMP	KOLBENPUMPE	BOMBA DE PISTONES	HP HYDRAULIC M4PV21
10	3225154	NIPLES OLEOD. RIDOTTO CILINDRICO 1/2" 3/8"	NIPLES HYDR. A FILETAGE CYLINDRIQUE REDUIT 1/2" 3/8"	CYL. REDUCED HYDRAULIC NIPPLE 1/2" 3/8"	HYDR.-NIPPEL REDUZIERSTÜCK ZYLINDERFÖRMIG 1/2" 3/8"	NIPLE OLEOD. REDUCIDO CILINDRICO 1/2" 3/8"	
11	3224471	POMPA IDROPULTRICE	POMPE DE NETTOYEUR HP	PRESSURE WATER CLEANER PUMP	PUMPE HOCHDRUCKREINIGER	BOMBA HIDROLIMPIADORA	NERON HWB250
12	3225599	PROLUNGA OLEODINAMICA RIDOTTA CILINDRICA L.25 MM SV 60°	RALLONGE HYDRAULIQUE AVEC REDUCTION CYLINDRIQUE L.25 MM SV 60°	CYL. REDUCED HYDRAULIC EXTENSION L.25 MM FL. 60°	HYDR.-VERLÄNGERUNG REDUZIERSTÜCK ZYLINDERFÖRMIG L.25 MM AUSGESENKT 60°	PROLONGACIÓN OLEODINÁMICA REDUCIDA CILINDRICA L.25 MM AV. 60°	
13	3225805	CURVA 90° 1/4" M.CONICO. M.CILINDRICO	COUDE 90° 1/4" M. CONIQUE M. CYLINDRIQUE	90° BEND 1/4" M.CONICAL. M.CYL.	WINKELSTÜCK 90° 1/4" S. KONISCH S. ZYLINDERFÖRMIG	CURVA 90° 1/4" M. CÓNICO M. CILINDRICO	
14	3225959	LEVA DISTRIBUTORE	LEVIER DE DISTRIBUTEUR	DISTRIBUTOR LEVER	HEBEL STEUERGERÄT	PALANCA DISTRIBUIDOR	MB L90 mm
15	3225601	RIDUZIONE F. 1" F. 3/4" GHISA Z	REDUCTION F. 1" F. 3/4" FONTE Z	REDUCTION F. 1" F. 3/4" CAST IRON Z	REDUZIERSTÜCK B. 1" B. 3/4" GUSSEISEN Z	REDUCCIÓN H.1" H. 3/4" FUNDICIÓN Z	
16	3223722	ATTACCO RAPIDO MASCHIO 1" OTTONE	RACCORD RAPIDE MALE 1" LAITON	MALE QUICK COUPLING 1" BRASS	SCHNELLKUPPLUNG STECKER 1" MESSING	CONEXIÓN RÁPIDA MACHO 1" LATÓN	
17	3223639	FILTRO ACQUA PER ATTACCO RAPIDO	FILTRE A EAU POUR RACCORD RAPIDE	WATER FILTER FOR QUICK COUPLING	WASSERFILTER FÜR SCHNELLKUPPLUNG	FILTRO AGUA PARA CONEXIÓN RÁPIDA	
18	2224140	ROSETTA	RONDELLE	WASHER	UNTERLEGSCHLEIBE	ARANDELA	UNI 6593 8X18 Z.
19	2224055	ROSETTA GROWER	RONDELLE GROWER (EVENTAIL)	GROWER WASHER	GROWER-SCHLEIBE	ARANDELA GROWER	1751 D.6 Z
20	2222064	VITE	VIS	SCREW	SCHRAUBE	TORNILLO	TE M8X16 Z UNI 5739 8.8
21	3225179	SUPPORTO POMPA	SUPPORT DE POMPE	PUMP SUPPORT	PUMPENHALTERUNG	SOPORTE BOMBA	

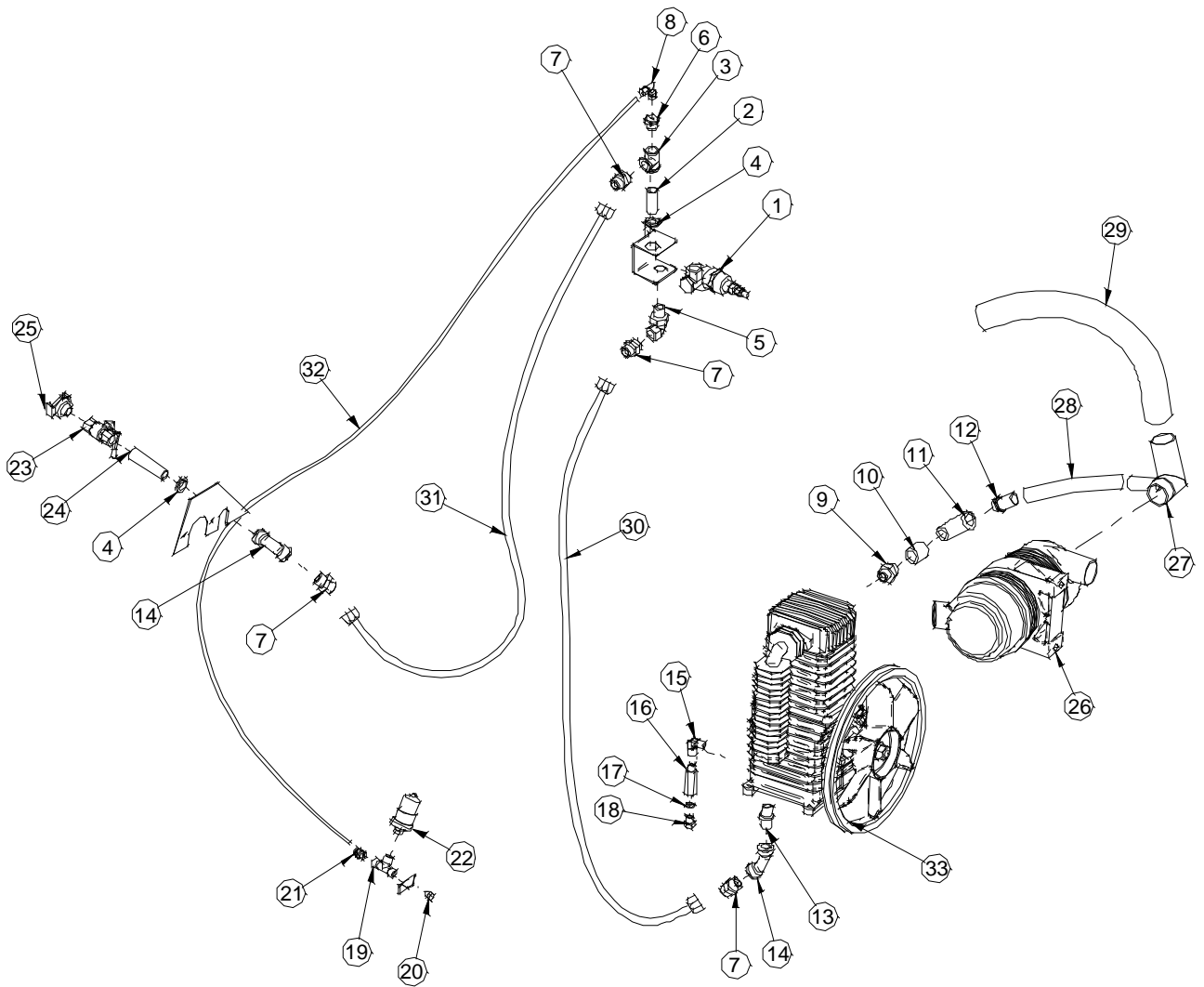


TAV. 10/B



TAV. 10/B - IMPIANTO OLEODINAMICO SILENT 300 A - CIRCUIT HYDRAULIQUE SILENT 300 A - SILENT 300A HYDRAULIC SYSTEM - HYDRAULIKANLAGE SILENT 300 A - SISTEMA OLEODINÁMICO SILENT 300 A

Rif.	Cod.	I	F	GB	D	E	Note
1	3225655	TUBO SAE 100 R2A 3/8" L. 1040 FP90 3/8" + FP 3/8"	TUYAU SAE 100 R2A 3/8" L. 1040 FP90 3/8" + FP 3/8"	PIPE SAE 100 R2A 3/8" L. 1040 FP90 3/8" + FP 3/8"	SCHLAUCH SAE 100 R2A 3/8" L. 1040 FP90 3/8" + FP 3/8"	TUBO SAE 100 R2A 3/8" L. 1040 FP90 3/8" + FP 3/8"	
2	3225656	TUBO SAE 100 R1A 3/8" L.63 FP90 3/8" + FP 45 3/8" 90°	TUYAU SAE 100 R1A 3/8" L.63 FP90 3/8" + FP 45 3/8" 90°	PIPE SAE 100 R1A 3/8" L.63 FP90 3/8" + FP 45 3/8" 90°	SCHLAUCH SAE 100 R1A 3/8" L.63 FP90 3/8" + FP 45 3/8" 90°	TUBO SAE 100 R1A 3/8" L.63 FP90 3/8" + FP 45 3/8" 90°	
3	3225600	MINIFLESSIBILE 2X5MM 600 BAR F 1/4" SEDE OGIVA + F1/4" SEDE PIANA L. 600	MINIFLEXIBLE 2X5MM 600 BAR F 1/4" SIEGE OGIVE + F1/4" SIEGE PLAT L. 600	MINI FLEXIBLE SHEATH 2X5MM 600 BAR F 1/4" OGIVE SEAT + F1/4" FLAT SEAT L. 600	METALLSCHLAUCH 2X5MM 600 BAR F 1/4" DICHTKEGEL-SITZ + F1/4" FLACHER SITZ L. 600	MINIFLEXIBLE 2X5MM 600 BARES F 1/4" ALOJAMIENTO OJIVA + F 1/4" ALOJAMIENTO PLANO L. 600	
4	3224460	DISTRIBUTORE	DISTRIBUTEUR	DISTRIBUTOR	STEUERGERÄT	DISTRIBUIDOR	HYDROCONTROL HC-D2/1
5	3251846	RONDELLA GM AUTOCENTRANTE 3/8"	RONDELLE GM AUTOCENTRANTE 3/8"	SELF-CENTERING WASHER GM 3/8"	SELBSTZENTRIERENDE GM-UNTERLEGSCHLEIBE 3/8"	ARANDELA GM AUTOCENTRANTE 3/8"	
6	3225153	NIPLES OLEOD. CILINDR. 3/8" SV.60°	NIPLES HYDR. CILINDR. 3/8" SV.60°	CYL. HYDRAULIC NIPPLE 3/8" FL.60°	NIPPEL HYDR. ZYLIN. 3/8" AUSGESENKT 60°	NIPLE OLEOD. CILINDR. 3/8" AV. 60°	
7	1220140	RONDELLA GM AUTOCENTRANTE 1/2"	RONDELLE GM AUTOCENTRANTE 1/2"	SELF-CENTERING WASHER GM 1/2"	SELBSTZENTRIERENDE GM-UNTERLEGSCHLEIBE 1/2"	ARANDELA GM AUTOCENTRANTE 1/2"	
8	3223625	MANOMETRO GLIC. 0-10 BAR 1/4" CONICO D63 ATTACCO POSTERIORE	MANOMETRE GLIC. 0-10 BAR 1/4" CONIQUE D63 RACCORD ARRIERE	PRESSURE GAUGE GLYC. 0-10 BAR 1/4" CONICAL D63 REAR COUPLING	GLYZ.MANOMETER 0-10 BAR 1/4" KONISCH D63 HINT. ANSCHLUSS	MANÓMETRO GLIC. 0-10 BARES 1/4" CÓNICO D63 CONEXIÓN TRASERA	
9	3224456	POMPA A PISTONI	POMPE A PISTONS	PISTON PUMP	KOLBENPUMPE	BOMBA DE PISTONES	HP HYDRAULIC M4PV21
10	3225154	NIPLES OLEOD. RIDOTTO CILINDRICO 1/2" 3/8"	NIPLES HYDR. A FILETAGE CYLINDRIQUE REDUIT 1/2" 3/8"	CYL. REDUCED HYDRAULIC NIPPLE 1/2" 3/8"	HYDR.-NIPPEL REDUZIERSTÜCK ZYLINDERFÖRMIG 1/2" 3/8"	NIPLE OLEOD. REDUCIDO CILINDRICO 1/2" 3/8"	
11	3224471	POMPA IDROPULTRICE	POMPE DE NETTOYEUR HP	PRESSURE WATER CLEANER PUMP	PUMPE HOCHDRUCKREINIGER	BOMBA HIDROLIMPIADORA	NERON HWB250
12	3225599	PROLUNGA OLEODINAMICA RIDOTTA CILINDRICA L.25 MM SV 60°	RALLONGE HYDRAULIQUE RIDOTTA CILINDRICA L.25 MM SV 60°	CYL. REDUCED HYDRAULIC EXTENSION L.25 MM FL. 60°	HYDR.-VERLÄNGERUNG REDUZIERSTÜCK ZYLINDERFÖRMIG L.25 MM AUSGESENKT 60°	PROLONGACIÓN OLEODINÁMICA REDUCIDA CILINDRICA L.25 MM AV. 60°	
13	3225805	CURVA 90° 1/4" M.CONICO. M.CILINDRICO	COUDE 90° 1/4" M. CONIQUE M. CYLINDRIQUE	90° BEND 1/4" M.CONICAL. M.CYL.	WINKELSTÜCK 90° 1/4" S.KONISCH. S.ZYLINDERFÖRMIG	CURVA 90° 1/4" M. CÓNICO M. CILINDRICO	
14	3225959	LEVA DISTRIBUTORE	LEVIER DE DISTRIBUTEUR	DISTRIBUTOR LEVER	HEBEL STEUERGERÄT	PALANCA DISTRIBUIDOR	MB L90 mm
15	3225601	RIDUZIONE F. 1" F. 3/4" GHISA Z	REDUCTION F. 1" F. 3/4" FONTE Z	REDUCTION F. 1" F. 3/4" CAST IRON Z	REDUZIERSTÜCK B. 1" B. 3/4" GUSSEISEN Z	REDUCCIÓN H.1" H. 3/4" FUNDICIÓN Z	
16	3223722	ATTACCO RAPIDO MASCHIO 1" OTTONE	RACCORD RAPIDE MALE 1" LAITON	MALE QUICK COUPLING 1" BRASS	SCHNELLKUPPLUNG STECKER 1" MESSING	CONEXIÓN RÁPIDA MACHO 1" LATÓN	
17	3223639	FILTRO ACQUA PER ATTACCO RAPIDO	FILTRE A EAU POUR RACCORD RAPIDE	WATER FILTER FOR QUICK COUPLING	WASSERFILTER FÜR SCHNELLKUPPLUNG	FILTRO AGUA PARA CONEXIÓN RÁPIDA	
18	2224140	ROSETTA	RONDELLE	WASHER	UNTERLEGSCHLEIBE	ARANDELA	UNI 6593 8X18 Z
19	2224055	ROSETTA GROWER	RONDELLE GROWER (EVENTAIL)	GROWER WASHER	GROWER-SCHLEIBE	ARANDELA GROWER	1751 D.6 Z
20	2222064	VITE	VIS	SCREW	SCHRAUBE	TORNILLO	TE M8X16 Z UNI 5739 8.8
21	3225179	SUPPORTO POMPA	SUPPORT DE POMPE	PUMP SUPPORT	PUMPENHALTERUNG	SOPORTE BOMBA	

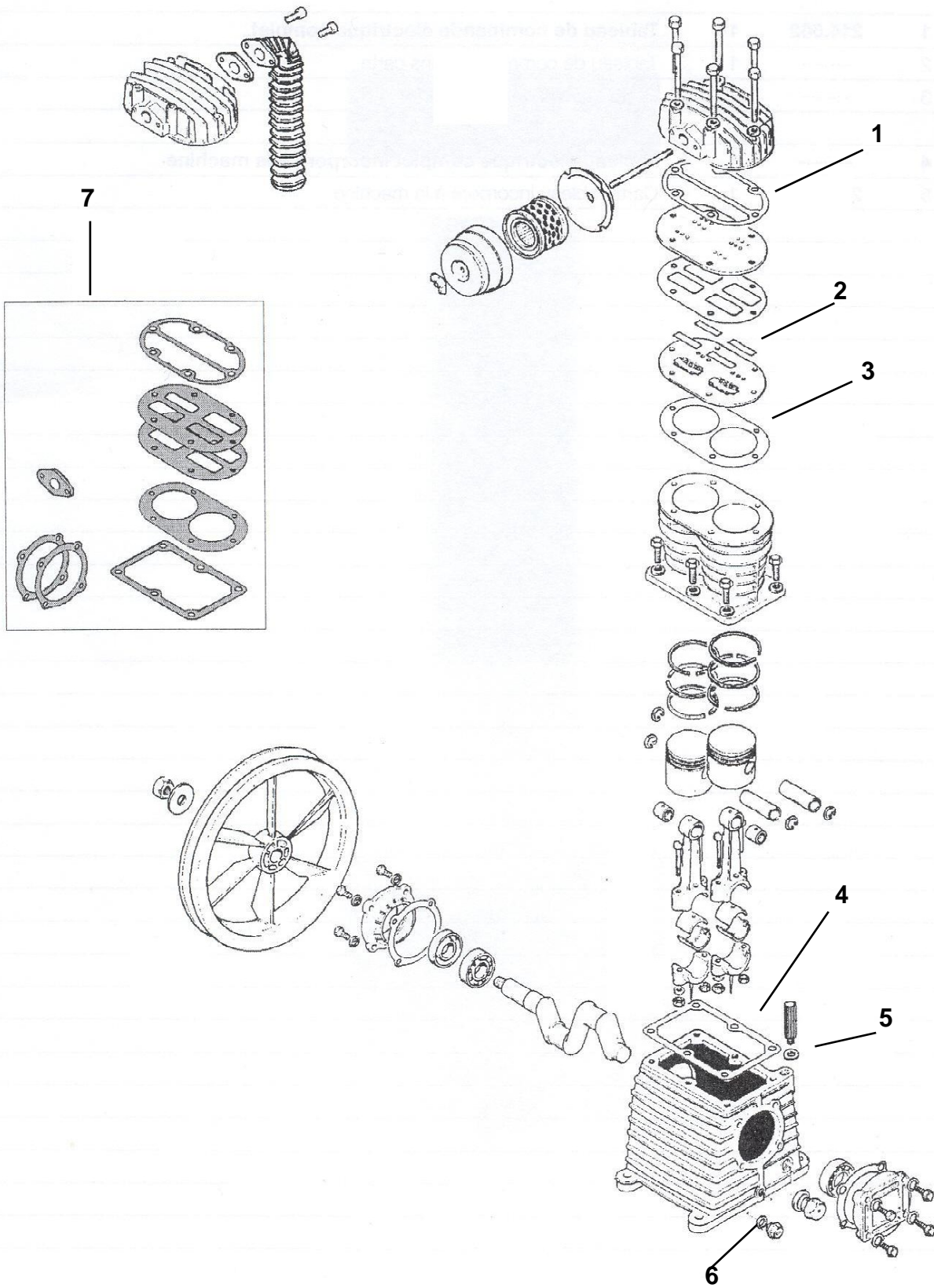


TAV. 11



TAV. 11 - IMPIANTO ARIA - CIRCUIT D'AIR - AIR SYSTEM - DRUCKLUFTANLAGE - SISTEMA AIRE

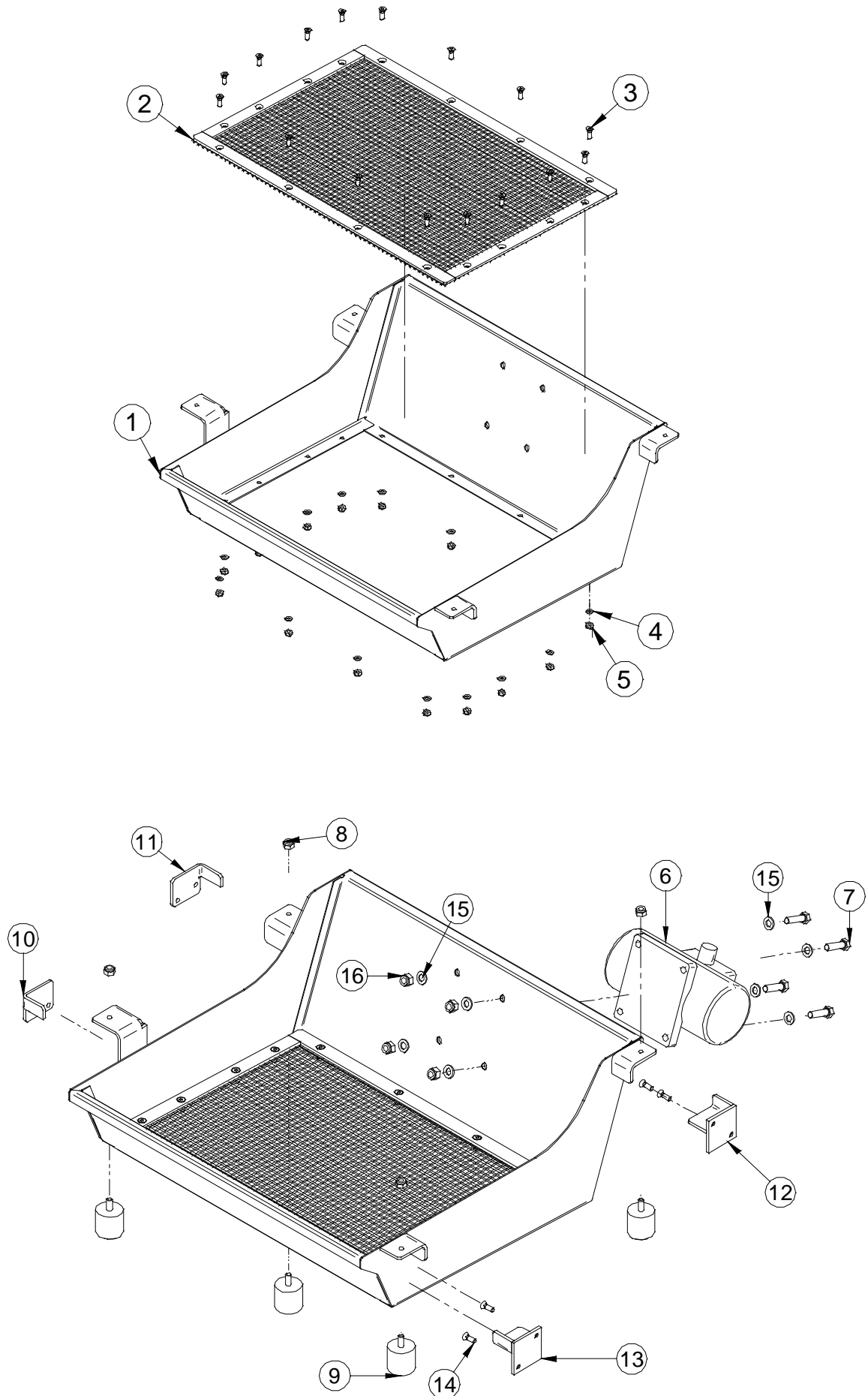
Rif.	Cod.	I	F	GB	D	E	Note
1	3225221	DISGIUNTORE	DISJONCTEUR	PRESSURE RELEASE DEVICE	TRENNSCHALTER	DESCARGADOR DE PRESIÓN	
2	3223632	TRONCHETO FILETTATO	EMBOUT DE TUBE FILETE	THREADED BRANCH	GEWINDESTUTZEN	VÁSTAGO ROSCADO	1/2" L=50mm OTONE
3	3223617	RACCORDO	RACCORD	UNION	ANSCHLUSS	EMPALME	"T" 1/2" F.F.F.
4	3223730	GHIERA FLANGIATA NICHELATA	FRETTE NICKELÉE	NICKEL-PLATED FLANGED RING NUTA	FLANSCHNUT VERNICKELT	VIROLA EMBRIDADA NIQUELADA	1/2"
5	3223637	GOMITO 90° M.F. CON BOCC. SEDE CONICA 1/2"	COUDE 90° M.F. AVEC BAGUE SIEGE CONIQUE 1/2"	90° ELBOW M.F. WITH BUSH. CONICAL SEAT 1/2"	WINKELSTÜCK 90° S.B. MIT BUCHSE KONISCHER SITZ 1/2"	CODO 90° M.H. CON CASQUILLO ALOJAMIENTO CÓNICO 1/2"	
6	3223609	RIDUZIONE	REDUCTION	REDUCTION	REDUZIERSTÜCK	REDUCCIÓN	M.1/2" F.1/4" OTTONE
7	3225152	NIPLES OLEODINAMICO CILINDRICO	NIPLES HYDRAULIQUE CYLINDRIQUE	CYL. HYDRAULIC NIPPLE	NIPPEL HYDR. ZYLINDERFÖRMIG	NIPLE OLEODINÁMICO CILINDRICO	1/2" SV. 60°
8	3225643	RACC. ARIA A CALZAMENTO 90° 1/4" GIREVOLE PER TUBO D.8/6	RACC. D'AIR A MONTAGE RAPIDE 90° 1/4" PIVOTANT POUR TUYAU D.8/6	FITTED AIR CONNECTION 90° 1/4" SWIVEL FOR PIPE D.8/6	STECKANSCHLUSS DRUCKLUFT 90° 1/4" DREHBAR FÜR SCHLAUCH D.8/6	EMPALME AIRE DE CONEXIÓN RÁPIDA 90° 1/4" GIRATORIO PARA TUBO D.8/6	
9	3225605	NIPLES RIDOTTO CIL. 3/4"-1/2" CONICO GHISA Z	NIPLES REDUIT CYL. 3/4"-1/2" CONIQUE FONTE Z	CYL. REDUCED NIPPLE 3/4"-1/2" CONICAL CAST IRON Z	NIPPEL REDUZIERSTÜCK ZYL., 3/4"-1/2" KONISCH GUSSEISEN Z	NIPLE REDUCIDO CIL. 3/4"-1/2" CÓNICO FUNDICIÓN Z	
10	3225963	MANICOTTO 3/4" F. GHISA Z	MANCHON 3/4" F. FONTE Z	SLEEVE 3/4" F. CAST IRON Z	MUFFE 3/4" B. GUSSEISEN Z	MANGUITO 3/4" H. FUNDICIÓN Z	
11	3225608	GOMITO 90° 3/4" M.F. CONICO GHISA Z	COUDE 90° 3/4" M.F. CONIQUE FONTE Z	90° ELBOW 3/4" M.F. CONICAL CAST IRON Z	WINKELSTÜCK 90° 3/4" S.B. KONISCH GUSSEISEN Z	CODO 90° 3/4" M.H. CÓNICO FUNDICIÓN Z	
12	3225609	PORTAGOMMA	EMBOUT DE TUYAU	HOSE UNION	SCHLAUCHHALTER	PORTAGOMA	3/4" M.X25
13	3224362	NIPLES	NIPLES	NIPPLE	NIPPEL	NIPLE	1/2"
14	3224205	CURVA AMPIO RAGGIO	COUDE GRAND RAYON	WIDE RADIUS BEND	GROSSE KURVE	CURVA AMPLIO RADIO	45° 1/2" F.F.
15	3225615	RACC. ARIA 90° STANDARD 1/4" M.F. CONICO	RACC. D'AIR 90° STANDARD 1/4" M.F. CONIQUE	STANDARD AIR CONNECTION 90° 1/4" M.F. CONICAL	DRUCKLUFTANSCHL. 90° STANDARD 1/4" S.B. KONISCH	EMP. AIREA 90° ESTÁNDAR 1/4" M.H. CÓNICO	
16	3225628	PROLUNGA OLEOD.	RALLONGE HYDR.	HYDRAULIC EXTENSION	VERLÄNGERUNG HYDRAULIK	PROLONGACIÓN OLEOD.	1/4" M.F. SV 60° L.50mm
17	3251845	RONDELLA GM AUTOCENTRANTE	RONDELLE GM AUTOCENTRANTE	SELF-CENTERING WASHER GM	SELBSTZENTRIERENDE GM-UNTERLEGSCHLEIBE	ARANDELA GM AUTOCENTRANTE	1/4"
18	3225160	TAPPO ESAGONALE OLEOD.	BOUCHON HEXAGONAL HYDR.	HYDRAULIC HEX. PLUG	SECHSKANT-VERSCHLUSSSCHRAUBE HYDRAULIK	TAPÓN HEXAGONAL OLEOD.	1/4" SV. 60°
19	3224968	RACC. ARIA "T" STANDARD	RACC. AIR "T" STANDARD	STANDARD "T" AIR CONNECTION	DRUCKLUFTANSCHL. „T“ STANDARD	EMP. AIRE "T" ESTÁNDAR	1/4" F.F.F.
20	3224967	TAPPO 1/4" M. CIL. OTTONE CROMATO	BOUCHON 1/4" M. CYL. LAITON CHROME	PLUG 1/4" M. CYL. CHROMED BRASS	VERSCHLUSS 1/4" S. ZYL. MESSING VERCHROMT	TAPÓN 1/4" M. CIL. LATÓN CROMADO	
21	3224359	RACC. ARIA DIRITTO INNESTO RAPIDO 1/4" M. CONICO PER TUBO 8/6"	RACC. D'AIR DROIT RACCORD RAPIDE 1/4" M. CONIQUE POUR TUYAU 8/6"	AIR STRAIGHT QUICK COUPLING 1/4" M. CONICAL FOR PIPE 8/6"	DRUCKLUFTANSCHL. GERADE SCHNELLANSCHLUSS 1/4" S. KONISCH FÜR SCHLAUCH 8/6"	EMP. AIRE RECTO CONEXIÓN RÁPIDA 1/4" M. CÓNICO PARA TUBO 8/6"	
22	3223630	PRESSOSTATO GP600 1/4" CILINDRICO 1-5 BAR	PRESSOSTAT GP600 1/4" CYLINDRIQUE 1-5 BAR	PRESSURE SWITCH GP600 1/4" CYLINDRICAL 1-5 BAR	DRUCKWÄCHTER GP600 1/4" ZYLINDERFÖRMIG 1-5 BAR	PRESOSTATO GP600 1/4" CILINDRICO 1-5 BARES	
23	3224202	VALVOLA SFERA 1/2" F.F. CIM 12	BOISSEAU SPHERIQUE 1/2" F.F. CIM 12	BALL VALVE 1/2" F.F. CIM 12	KUGELVENTIL 1/2" B.B. CIM 12	VÁLVULA ESFERA 1/2" H.H. CIM 12	
24	3223957	TRONCHETTO FILETTATO	EMBOUT DE TUBE FILETE	THREADED BRANCH	GEWINDESTUTZEN	VÁSTAGO ROSCADO	M. 1/2" L.85mm OTTONE
25	3224203	ATTACCO RAPIDO	RACCORD RAPIDE	QUICK COUPLING	SCHNELLANSCHLUSS	CONEXIÓN RÁPIDA	1/2" M.
26	1235970	FILTRO ARIA	FILTRE A AIR	AIR FILTER	LUFTFILTER	FILTRO AIRE	DONALD FP G05 7502
27	3225317	COLLETTORE FILTRO ARIA	COLLECTEUR FILTRE A AIR	AIR FILTER MANIFOLD	KRÜMMER LUFTFILTER	COLECTOR FILTRO AIRE	
28	3225680	TUBO ASPIRAZIONE COMPRESSORE DI=25	TUYAU D'ASPIRATION COMPRESSEUR DI=25	COMPRESSOR SUCTION PIPE INT DIAM=25	ANSAUGSCHLAUCH KOMPRESSOR I-Ø=25	TUBO ASPIRACIÓN COMPRESOR DI=25	L.110mm
29	3225679	TUBO ASPIRAZIONE MOTORE DIESEL DI=51	TUYAU D'ASPIRATION MOTEUR DIESEL DI=51	DIESEL ENGINE SUCTION PIPE INT DIAM=51	ANSAUGSCHLAUCH DIESELMOTOR I-Ø=51	TUBO ASPIRACIÓN MOTOR DIESEL DI=51	L.330mm
30	3225683	TUBO ARIA FD 1/2"	TUYAU D'AIR FD 1/2"	AIR HOSE FD 1/2"	LUFTSCHLAUCH FD 1/2"	TUBO AIRE FD 1/2"	L.1000mm
31	325684	TUBO ARIA FD 1/2"	TUYAU D'AIR FD 1/2"	AIR HOSE FD 1/2"	LUFTSCHLAUCH FD 1/2"	TUBO AIRE FD 1/2"	L.1450mm
32	3225697	TUBO ARIA FORAFLOD D.=8/6"	TUYAU D'AIR FORAFLOD D.=8/6"	FORAFLOD AIR HOSE D.=8/6"	LUFTSCHLAUCH FORAFLOD D.=8/6"	TUBO AIRE FORAFLOD D.=8/6"	L.1200mm
33	3224466	COMPRESSORE	COMPRESSEUR	COMPRESSOR	KOMPRESSOR	COMPRESOR	K18/B VA 320 DX C/C S/F



TAV. 12



TAV. 12 - COMPRESSORE NERON HWB250 - COMPRESSEUR NERON HWB250 - NERON HWB250 COMPRESSOR - KOMPRESSOR NERON HWB250 - COMPRESOR NERON HWB250							
Rif.	Cod.	I	F	GB	D	E	Note
1	3225903	GUARNIZIONE	JOINT	GASKET	DICHTUNG	JUNTA	
2	3225904	LAMELLE	LAMELLES	BLADES	LAMELLEN	LÁMINAS	
3	3225905	GUARNIZIONE	JOINT	GASKET	DICHTUNG	JUNTA	
4	3225906	GUARNIZIONE	JOINT	GASKET	DICHTUNG	JUNTA	
5	3225907	GUARNIZIONE	JOINT	GASKET	DICHTUNG	JUNTA	
6	3225908	GUARNIZIONE	JOINT	GASKET	DICHTUNG	JUNTA	
7	3225909	KIT GUARNIZIONI	JEU DE JOINTS	GASKET KIT	BAUSATZ DICHTUNGEN	KIT JUNTAS	

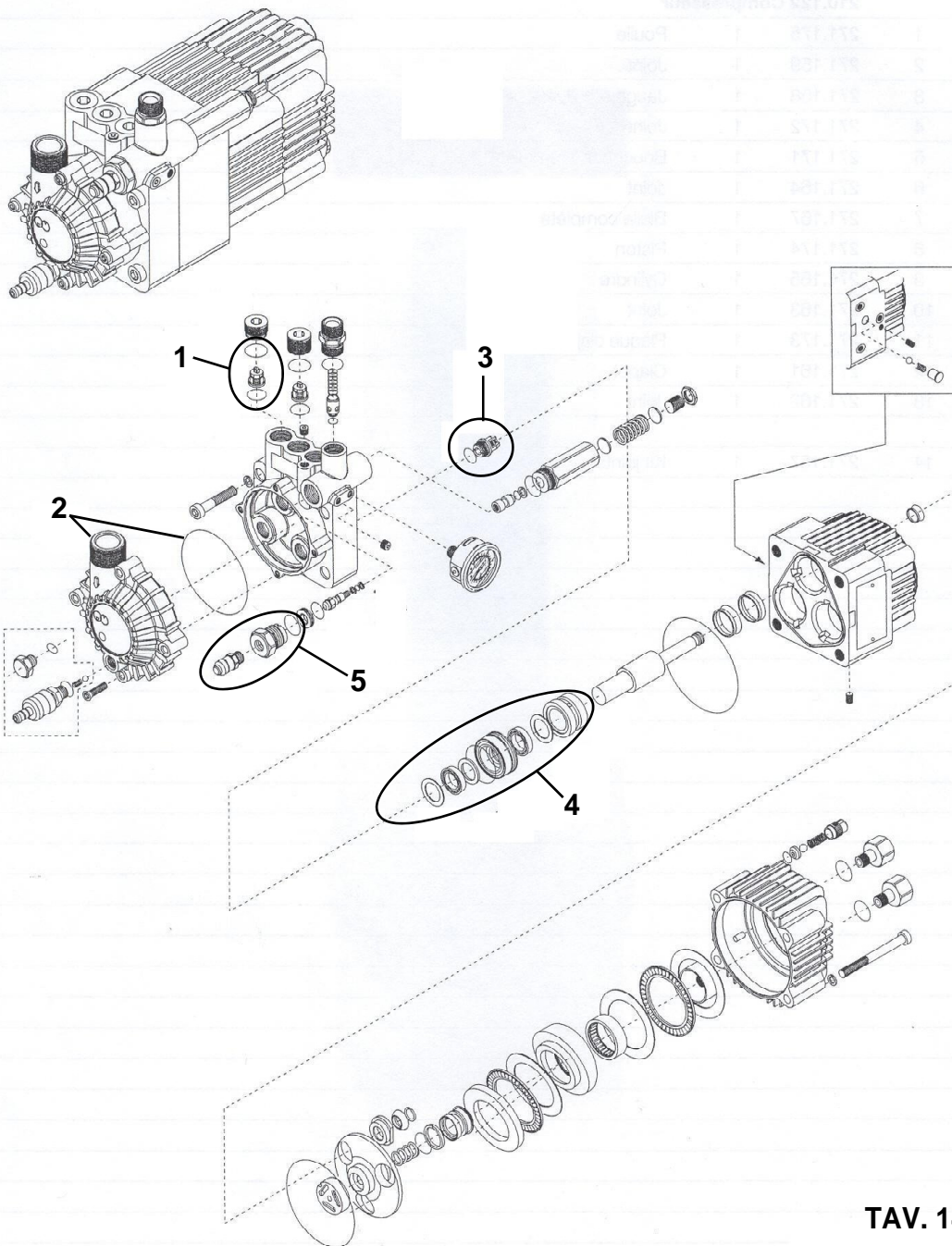


1
TAV. 13



TAV. 13 - VIBROVAGLIO SILENT 300 - CRIBLE VIBRANT SILENT 300 - SILENT 300 VIBRATING SCREEN - RÜTTELSIEB SILENT 300 - TAMIZ VIBRATORIO SILENT 300

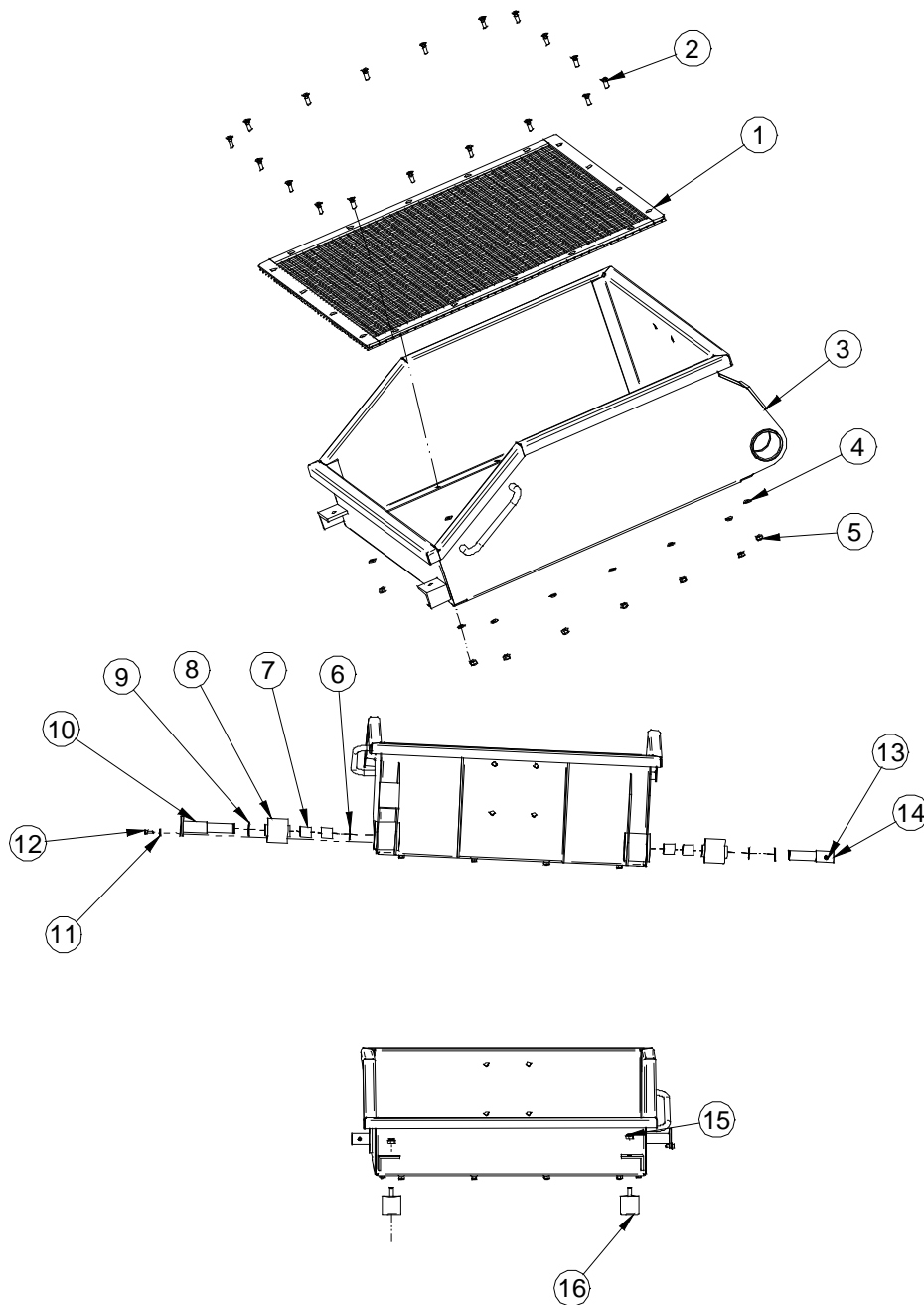
Rif.	Cod.	I	F	GB	D	E	Note
1	3225864	VAGLIO VERNICIATOSILENT 300	CRIBLE PEINT SILENT 300	SILENT 300 PAINTED SCREEN	LACKIERTES SIEB SILENT 300	TAMIZ PINTADO SILENT 300	
2	3225806	TELAIO CON RETE	CHASSIS AVEC GRILLE	FRAME WITH MESH	RAHMEN MIT NETZ	BASTIDOR CON RED	
3	3201339	VITE	VIS	SCREW	SCHRAUBE	TORNILLO	TSPEI 8.8 5933 M8X25 Z
4	1224083	ROSETTA PIANA	RONDELLE PLATE	PLAIN WASHER	FLACHE UNTERLEGSCHIEBE	ARANDELA PLANA	UNI 6592 D.8 Z
5	3210623	DADO CLASSE 8	ECROU CLASSE 8	NUT CLASS 8	MUTTER KLASSE 8	TUERCA CLASE 8	DIN 985 M8
6	3225829	MOTOVIBRATORE	MOTOVIBRATEUR	MOTOR VIBRATOR	VIBRATIONSMOTOR	MOTOVIBRADOR	MVCC 3/200 V.16
7	2222050	VITE	VIS	SCREW	SCHRAUBE	TORNILLO	TE M12X45 Z UNI 5739 8.8
8	2223920	DADO AUTOBLOCCANTE	ECROU AUTOBLOQUANT	SELF-LOCKING NUT	SELBSTSICHERNDE MUTTER	TUERCA AUTOBLOQUEANTE	M10 Z 7474
9	3225826	ANTIVIBRANTE	SUPPORT ANTIVIBRATILE	VIBRATION DAMPER	SCHWINGUNGS- DÄMPFER	ANTIVIBRADOR	D50 H50 M10X23
10	3225867	STAFFA POSTERIORE DX	ETRIER ARRIERE DROIT	RH REAR BRACKET	HINTERER BÜGEL RE	SOPORTE TRASERO DER.	
11	3225866	STAFFA ANTERIORE DX	ETRIER AVANT GAUCHE	RH FRONT BRACKET	HINTERER BÜGEL RE	SOPORTE DELANTERO DER.	
12	3225868	STAFFA ANTERIORE SX	ETRIER AVANT GAUCHE	LH FRONT BRACKET	VORDERER BÜGEL LI	SOPORTE DELANTERO IZQ.	
13	3225869	STAFFA POSTERIORE DX	ETRIER ARRIERE DROIT	RH REAR BRACKET	HINTERER BÜGEL RE	SOPORTE TRASERO DER.	
14	3201339	VITE	VIS	SCREW	SCHRAUBE	TORNILLO	TSPEI 8.8 5933 M8X25 Z
15	3211038	ROSETTA	RONDELLE	WASHER	UNTERLEGSCHIEBE	ARANDELA	UNI 6592 M12
16	2223921	DADO AUTOBLOCCANTE	ECROU AUTOBLOQUANT	SELF-LOCKING NUT	SELBSTSICHERNDE MUTTER	TUERCA AUTOBLOQUEANTE	M12 Z 7474



TAV. 14

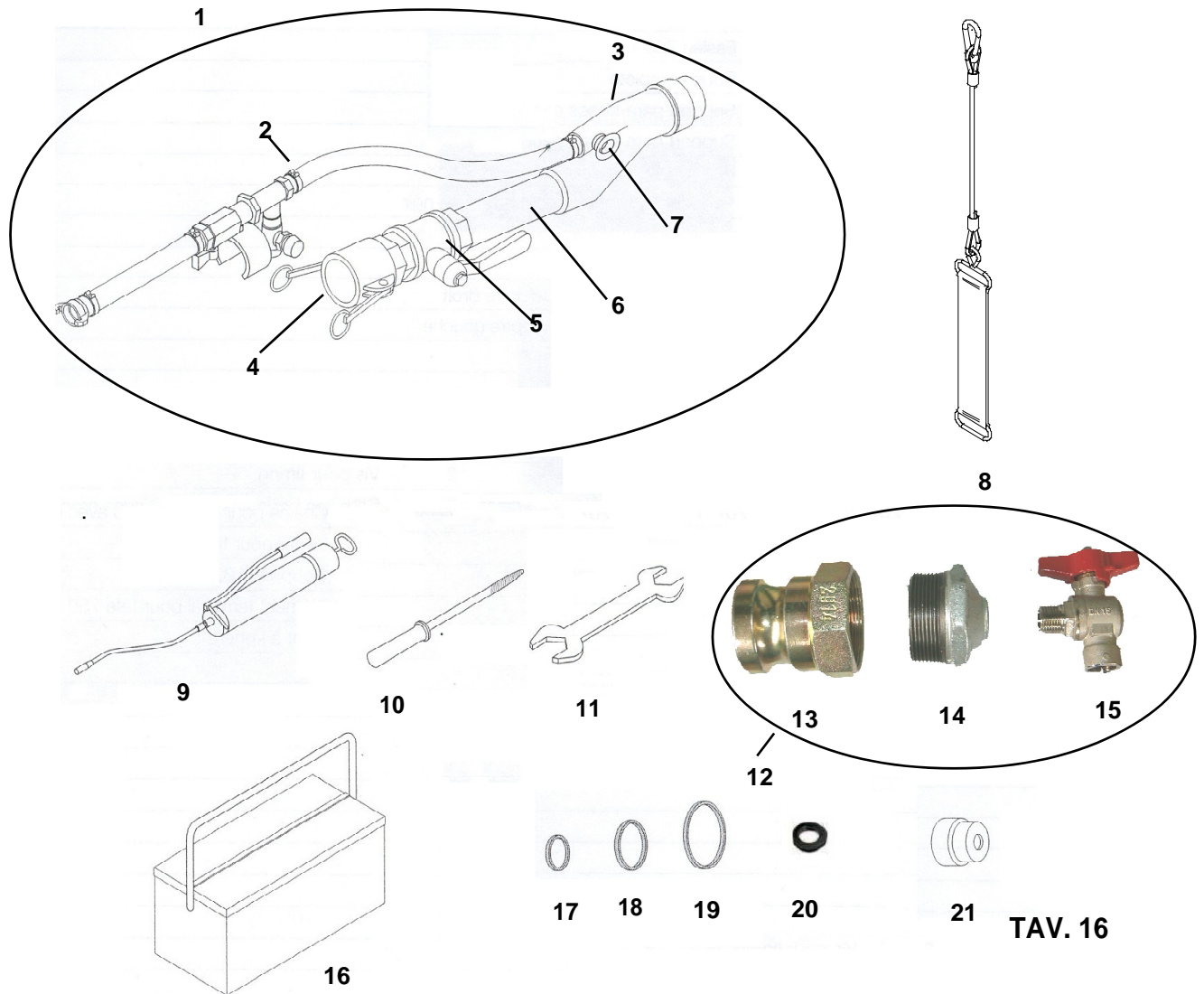
TAV. 11 - IMPIANTO ARIA - SYSTEME D'AIR - AIR SYSTEM - DRUCKLUFTANLAGE - SISTEMA AIRE

Rif.	Cod.	I	F	GB	D	E	Note
1	3225348	KIT VALVOLA DI MANDATA N°3 PZ PER PARTICOLARE	KIT SOUPAPE OU VALVE DE REFOULEMENT COMPOSITION 3 PCES	DELIVERY VALVE KIT 3 PC FOR PART	BAUSATZ 3 DRUCKVENTILE FÜR BAUTEIL	KIT VÁLVULA DE IMPULSIÓN 3 PIEZAS POR ELEMENTO	
2	3225353	KIT COPERCHIO ASPIRAZIONE N°1 PZ PER PARTICOLARE	KIT COUVERCLE D'ASPIRATION COMPOSITION 1 PCE	SUCTION COVER KIT 1 PC FOR PART	BAUSATZ 1 SAUGDECKEL FÜR BAUTEIL	KIT TAPA ASPIRACIÓN UNA PIEZA POR ELEMENTO	
3	3225349	KIT VALVOLA DI ASPIRAZIONE N°3 PZ PER PARTICOLARE	KIT SOUPAPE D'ASPIRATION COMPOSITION 3 PCES	INTAKE VALVE KIT 3 PC FOR PART	BAUSATZ 3 ANSAUGVENTILE FÜR BAUTEIL	KIT VÁLVULA DE ASPIRACIÓN 3 PIEZAS POR ELEMENTO	
4	3225351	KIT BOCCOLE DI TENUTA N°3 PZ PER PARTICOLARE	KIT BAGUES D'ETANCHEITE COMPOSITION 3 PCES	SEAL BUSHINGS KIT 3 PC FOR PART	BAUSATZ 3 DICHTBUCHSEN FÜR BAUTEIL	KIT CASQUILLOS DE RETENCIÓN 3 PIEZAS POR ELEMENTO	
5	3225350	KIT COPERCHIO ASPIRAZIONE+OR N°1 PZ PER PARTICOLARE	KIT COUVERCLE D'ASPIRATION+JOINT TORIQUE COMPOSITION 1 PCE	SUCTION COVER KIT+OR 1 PC FOR PART	BAUSATZ 1 ANSAUGDECKEL+OR FÜR BAUTEIL	KIT TAPA ASPIRACIÓN+OR UNA PIEZA POR ELEMENTO	



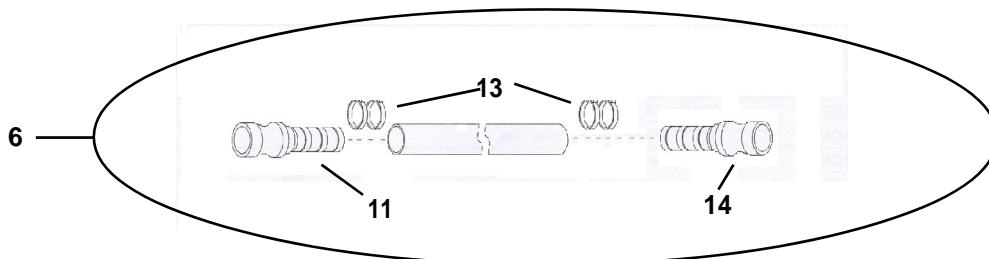
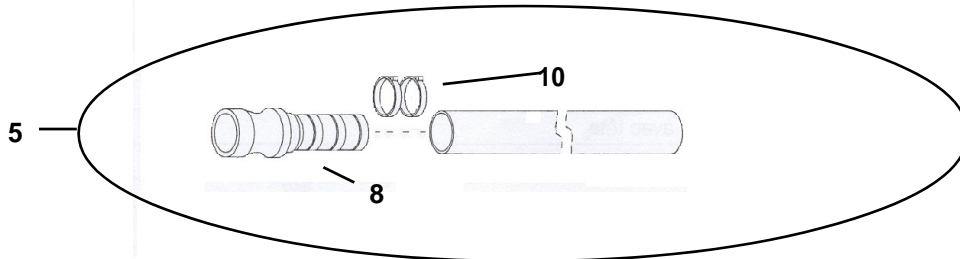
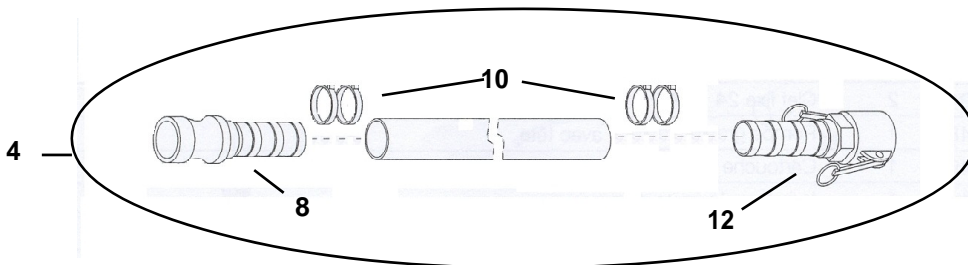
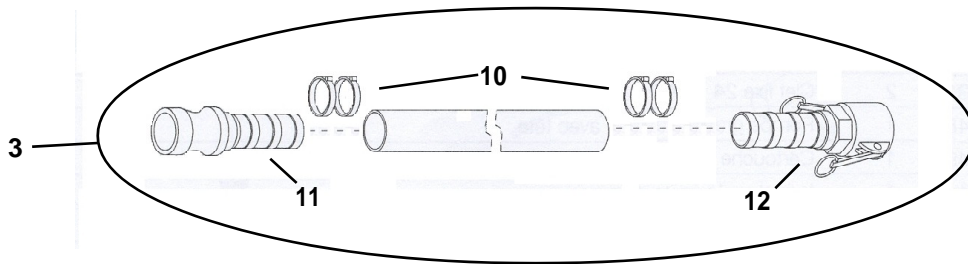
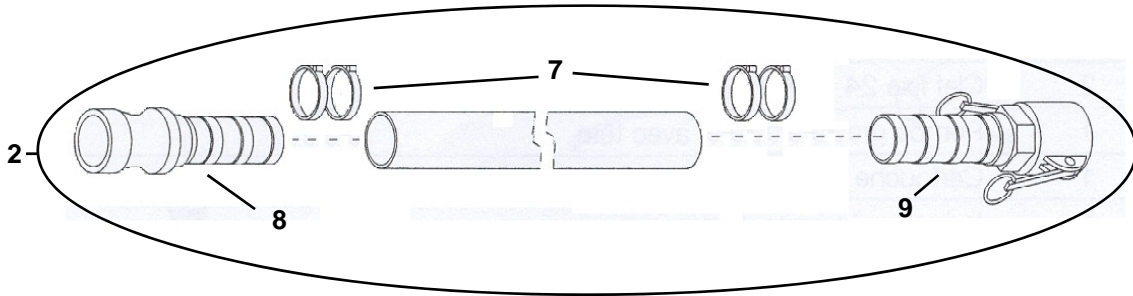
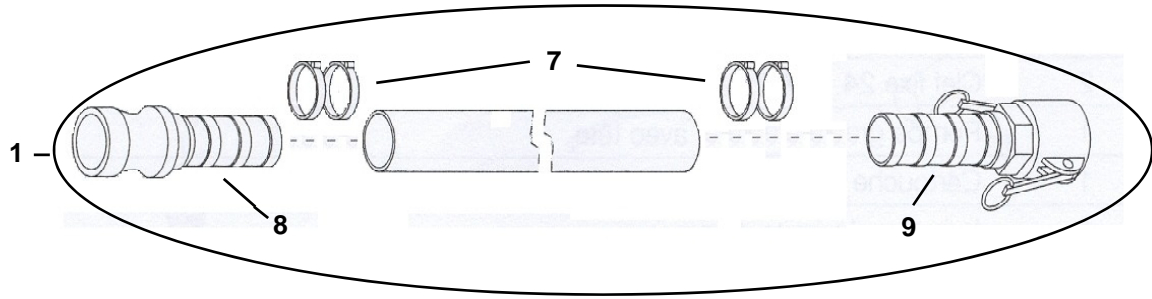
TAV. 15

TAV. 15 - VAGLIO SILENT 300A - CRIBILE SILENT 300A - SILENT 300A SCREEN - SIEB SILENT 300° - TAMIZ SILENT 300°							
Rif.	Cod.	I	F	GB	D	E	Note
1	3225806	TELAIO CON RETE	CHASSIS AVEC GRILLE	FRAME WITH MESH	RAHMEN MIT NETZ	BASTIDOR CON RED	
2	3201339	VITE	VIS	SCREW	SCHRAUBE	TORNILLO	TSPEI 8.8 5933 M8X25 Z
3	3225807	VIBROVAGLIO SILENT300A VERNICIATO	CRIBILE VIBRANT SILENT300A PEINT	SILENT300A PAINTED VIBRATING SCREEN	RÜTTELSIEB SILENT 300A LACKIERT	TAMIZ VIBRATORIO SILENT300A PINTADO	
4	1224083	ROSETTA PIANA	RONDELLE PLATE	PLAIN WASHER	FLACHE UNTERLEGSCHIEBE	ARANDELA PLANA	UNI 6592 D8 Z
5	3210623	DADO	ECROU	NUT	MUTTER	TUERCA	DIN 985 M8 CLASSE 8
6	2227280	ANELLO ARRESTO	BAGUE OU ANNEAU D'ARRET	STOP COLLAR	SPERRRING	ANILLO DE TOPE	7435 E/25
7	3225821	BOCCOLA	BAGUE ou DOUILLE	BUSHING	BUCHSE	CASQUILLO	IGUS WSM-2528-30
8	3225820	BOCCOLA	BAGUE ou DOUILLE	BUSHING	BUCHSE	CASQUILLO	FIBET FBNA 2866.5569
9	2224531	ROSETTA	RONDELLE	WASHER	UNTERLEGSCHIEBE	ARANDELA	6593 DIAM. 6X18 Z
10	3225818	PERNO ANTERIORE VIBROVAGLIO	AXE AVANT DE CRIBILE VIBRANT	VIBRATING SCREEN FRONT PIN	VORDERER BOLZEN RÜTTELSIEB	PERNO DELANTERO TAMIZ VIBRADOR	
11	2224531	RONDELLA	RONDELLE	WASHER	UNTERLEGSCHIEBE	ARANDELA	UNI 6593 DN6 DE18 S2 Z
12	2222539	VITE A TESTA TONDA	VIS TETE RONDE	ROUNDHEAD SCREW	RUNDKOPFSCHRAUBE	TORNILLO DE CABEZA REDONDA	M6X16 UNI 5931 CLASSE 8.8 ZINC. GIALLA UNI 4721
13	3228600	SPINA ELASTICA	GOUPILLE ELASTIQUE	SPLIT PIN	SPANNSTIFT	CLAVIJA ELÁSTICA	UNI 6874 8X45
14	3225819	PERNO POSTERIORE VIBROVAGLIO	AXE ARRIERE DE CRIBILE VIBRANT	VIBRATING SCREEN REAR PIN	HINTERER BOLZEN RÜTTELSIEB	PERNO TRASERO TAMIZ VIBRADOR	
15	2223920	DADO AUTOBLOCCANTE	ECROU AUTOBLOQUANT	SELF-LOCKING NUT	SELBSTSICHERNDE MUTTER	TUERCA AUTOBLOQUEANTE	M10 7474
16	3225826	ANTIVIBRANTE	SUPPORT ANTIVIBRATILE	VIBRATION DAMPER	SCHWINGUNGS-DÄMPFER	ANTIVIBRADOR	D50 H50 M10X23



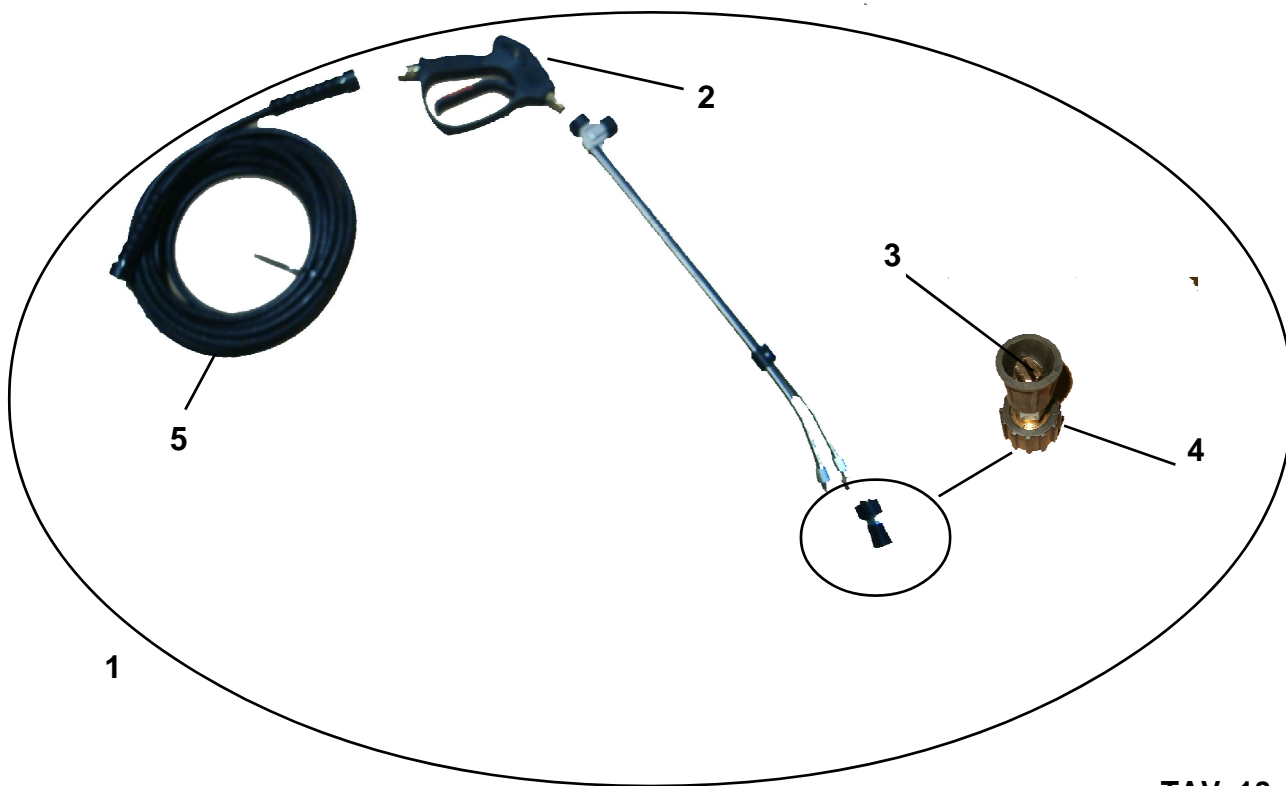
TAV. 16

TAV. 16 - RICAMBI VARI - PIÈCES DETACHÉES DIVERSES - VARIOUS SPARE PARTS - ERSATZTEILE - RECAMBIOS VARIOS							
Rif.	Cod.	I	F	GB	D	E	Note
1	3225840	LANCIA SPRUZZATRICE SILENT 300	LANCE DE PROJECTION SILENT 300	SILENT 300 SPRAYER	SPRITZGERÄT SILENT 300	LANZA ROCIADORA SILENT 300	SILENT 300
2	3225832	TUBO ARIA COMPLETO PER LANCIA	TUYAU D'AIR COMPLET POUR LANCE	COMPLETE AIR HOSE FOR SPRAYER	LUFTSCHLAUCH KOMPLETT FÜR SPRITZGERÄT	MANGUERA AIRE COMPLETA PARA LANZA	
3	3223345	TESTA PER LANCIA SPRUZZATRICE	TÊTE DE LANCE DE PROJECTION	SPRAYER HEAD	KOPF FÜR SPRITZGERÄT	CABEZAL PARA LANZA ROCIADORA	
4	3224701	ATTACCO A CAMME	RACCORD EXCENTRIQUE	CAM-LOCK COUPLING	NOCKENANSCHLUSS	RACOR TIPO CAMLOCK	DN25 F 1" G F PLAST.
5	3225833	VALVOLA A SFERA	VANNE A BOISSEAU SPHERIQUE	CAM-LOCK COUPLING	KUGELVENTIL	VÁLVULA DE BOLA	CIM201 ISO 7RC SERIE T10
6	3224895	TRONCHETTO FILETTATO	EMBOUT DE TUBE FILETE	THREADED BRANCH	GEWINDESTUTZEN	TRONCO ROSCADO	1" M.L.100mm GAS CONICO
7	3209356	GOLFARE	ANNEAU DE LEVAGE	EYEBOLT	HUBÖSE	ARMELLA	MAS.M10 L=18 DIN580
8	3223933	FASCIA REGGITUBO	COLLIER SERRE-TUBE	PIPE HOLDER BAND	SCHLAUCHSCHELLE	ABRAZADERA MANGUERA	
9	3224858	POMPA GRASSO COMP. DI TUBO E TESTINA	POMPE A GRAISSE FOURNIE AVEC TUYAU ET TÊTE	GREASE PUMP COMP. WITH PIPE AND HEAD	FETTPUMPE KOMPL. MIT SCHLAUCH UND KOPF	BOMBA GRASA COMP. CON TUBO Y CABEZAL	
10	3223694	PULITORE UGELLO	NETTOYEUR DE BUSE	NOZZLE CLEANER	DÜSENREINIGER	LIMPIADOR BOQUILLA	SILENT 300 D4.5
11	3223701	CHIAVE FOR.DOP.	CLE A FOURCHE DOUBLE	DOUBLE-ENDED WRENCH	SCHLÜSSEL FOR.DOP.	LLAVE FOR. DOP.	19X24*2410
12	3225836	GRUPPO TARATURA PRESSIONE SILENT 300	GROUPE DE TARAGE PRESSION SILENT 300	SILENT 300 PRESSURE CALIBRATION UNIT	BAUGRUPPE DRUCKEICHUNG SILENT 300	UNIDAD REGULACIÓN PRESIÓN SILENT 300	
13	3223818	ATTACCO A CAMME	RACCORD EXCENTRIQUE	CAM-LOCK COUPLING	NOCKENANSCHLUSS	RACOR TIPO CAMLOCK	DN50 M-2" G F
14	3225839	RIDUZIONE	REDUCTION	REDUCTION	REDUZIERSTÜCK	REDUCCIÓN	M.2" F.1/2" GHAS Z
15	3223628	VALVOLA A SFERA A SQUADRA	VANNE A BOISSEAU SPHERIQUE A 90°	ANGLE BALL VALVE	KUGELVENTIL	REGULAR LA VÁLVULA DE BOLA (2) DE LA MANERA INDICADA EN FIGURA 9A	1/2" M.F. CIMBERIO CIM 230
16	3224102	CASSETTA UTENSILI IN METALLO	BOITE A OUTILS METALLIQUE	METAL TOOLBOX	WERKZEUGKASTEN AUS METALL	CAJA DE METAL PARA HERRAMIENTAS	530X200X105
17	3224830	GUARNIZIONE ATTACCO A CAMME	JOINT DE RACCORD EXCENTRIQUE	CAM-LOCK COUPLING GASKET	DICHTUNG NOCKENANSCHLUSS	RACOR TIPO CAMLOCK	SILENT 300 DN25
18	3224831	GUARNIZIONE ATTACCO A CAMME	JOINT DE RACCORD EXCENTRIQUE	CAM-LOCK COUPLING GASKET	DICHTUNG NOCKENANSCHLUSS	RACOR TIPO CAMLOCK	SILENT 300 DN35
19	3224499	GUARNIZIONE ATTACCO A CAMME	JOINT DE RACCORD EXCENTRIQUE	CAM-LOCK COUPLING GASKET	DICHTUNG NOCKENANSCHLUSS	JUNTA CONEXIÓN DE LEVA	DN50
20	3223697	GUARNIZIONE ATTACCO RAPIDO	JOINT DE RACCORD EXCENTRIQUE	QUICK COUPLING GASKET	DICHTUNG SCHNELLKUPPLER	JUNTA CONEXIÓN RÁPIDA	SILENT 300 (GEKA)
21	3223410	DUSE D14MM	DUSE D14MM	DUSE D14MM	DÜSE D14MM	FUSIBLE D14 MM	SILENT300
21	3224825	DUSE D10MM	DUSE D10MM	DUSE D10	DÜSE D10	FUSIBLE D10	SILENT 300



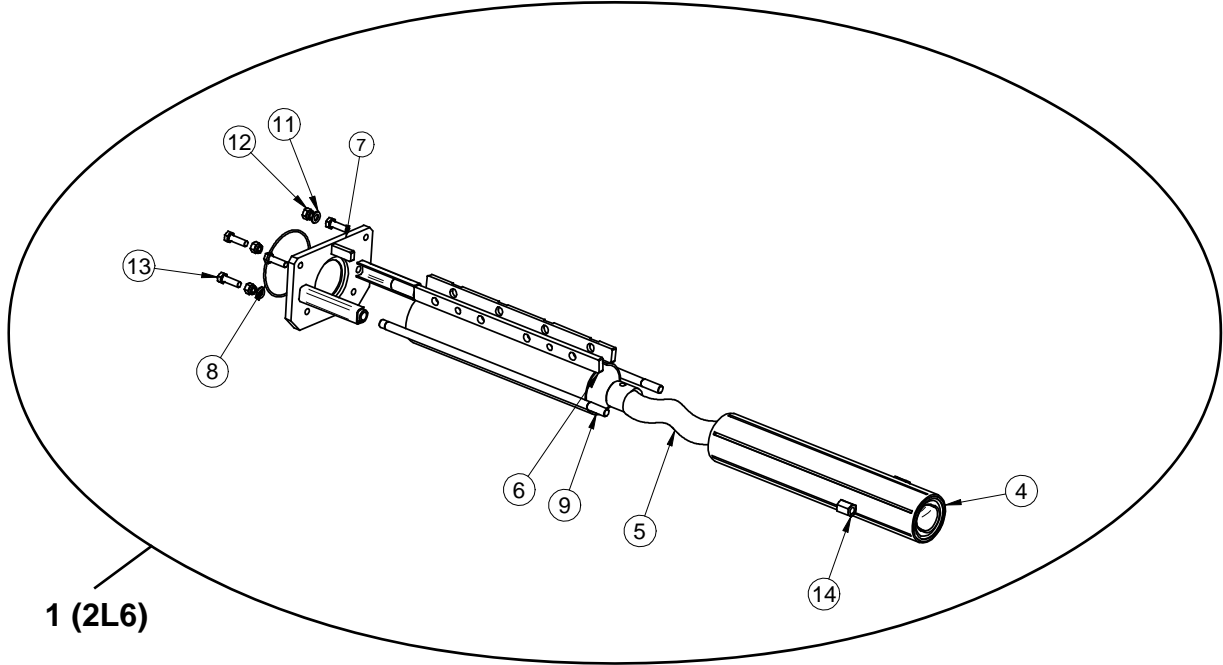


TAV. 17 - TUBI MATERIALE - TUYAUX MATERIAU - MATERIAL PIPES - MATERIALFÖRDER-SCHLÄUCHE - TUBOS MATERIAL							
Rif.	Cod.	I	F	GB	D	E	Note
1	1107533	TUBO 10 Mt PORTAMATERIALE D50 CON ATTACCHI A CAMME	TUYAU 10 m DE REFOULEMENT D50 AVEC RACCORD EXCENTRIQUE	MATERIAL PIPE 10 M. D50 WITH CAM- LOCK COUPLINGS	MATERIALFÖRDER- SCHLAUCH (10 M) D50 MIT NOCKENAN- SCHLÜSSEN	TUBO 10 M PORTAMATERIALE D50 CON RACORES TIPO CAMLOCK	SILENT 300A
2	1107534	TUBO 20Mt PORTAMATERIALE D50 CON ATTACCHI A CAMME	TUYAU DE REFOULEMENT D50 AVEC RACCORD EXCENTRIQUE	MATERIAL PIPE 20M. D50 WITH CAM-LOCK COUPLINGS	MATERIALFÖRDER- SCHLAUCH (20 M) D50 MIT NOCKENAN- SCHLÜSSEN	TUBO 20 M PORTAMATERIALE D50 CON RACORES TIPO CAMLOCK	SILENT 300A
3	1107528	TUBO 20Mt PORTAMATERIALE D35 CON ATTACCHI A CAMME	TUYAU 20m DE REFOULEMENT D35 AVEC RACCORD EXCENTRIQUE	MATERIAL PIPE 20M D35 WITH CAM-LOCK COUPLINGS	MATERIALFÖRDER- SCHLAUCH (20 M) D35 MIT NOCKENAN- SCHLÜSSEN	TUBO 20 M PORTAMATERIALE D35 CON RACORES TIPO CAMLOCK	SILENT 300
4	1107075	TUBO 20Mt PORTAMATERIALE D35 M50/F35 CON ATTACCHIA CAMME	TUYAU 20m DE REFOULEMENT D35 M50/F35 AVEC RACCORD EXCENTRIQUE	MATERIAL PIPE 20M D35 M50/F35 WITH CAM-LOCK COUPLINGS	MATERIALFÖRDER- SCHLAUCH (20 M) D35 M50/F35 MIT NOCKENAN- SCHLÜSSEN	TUBO 20 M PORTAMATERIALE D35 M50/F35 CON RACORES TIPO CAMLOCK	SILENT 300
5	3225895	TUBO 5Mt PORTAMATERIALE D35 M50/LIBERO CON ATTACCHIA CAMME	TUYAU 5m DE REFOULEMENT D35 M50/LIBERO AVEC RACCORD EXCENTRIQUE	MATERIAL PIPE 5M. D35 M50/FREE WITH CAM-LOCK COUPLINGS	MATERIALFÖRDER- SCHLAUCH (5 M) D35 M50/FREI MIT NOCKENAN- SCHLÜSSEN	TUBO 5 M PORTAMATERIALE D35 M50/LIBRE CON RACORES TIPO CAMLOCK	SILENT 300A
6	1107074	TUBO 5Mt PORTAMATERIALE D25 M35/M25 CON ATTACCHIA CAMME	TUYAU 5m DE REFOULEMENT D25 M35/M25 AVEC RACCORD EXCENTRIQUE	MATERIAL PIPE 5M. D25 M35/M25 WITH CAM-LOCK COUPLINGS	MATERIALFÖRDER- SCHLAUCH (5 M) D25 M35/M25 MIT NOCKENAN- SCHLÜSSEN	TUBO 5 M PORTAMATERIALE D25 M35/M25 CON CAMLOCK	SILENT 300
7	3225944	MORSETTO STRINGITUBO	COLLIER SERRE- TUBE	HOSE CLAMP	SCHLAUCH- KLEMME	MORDAZA APRIETATUBO	60-76
8	3225940	RACCORDO KAMLOCK A FASCETTARE DN 50M	RACCORD KAMLOCK A LIGATURER DN 50M	CAM-LOCK COUPLING FOR CLAMPING DN 50M	KAMLOCK- KUPPLUNG (ARRETIERUNG MITTELS SCHELLE) DN 50M	EMPALME CAMLOCK A FJAR CON ABRAZADERA DN 50M	
9	3225938	RACCORDO KAMLOCK A FASCETTARE DN 50F	RACCORD KAMLOCK A LIGATURER DN 50F	CAM-LOCK COUPLING FOR CLAMPING DN 50F	KAMLOCK- KUPPLUNG (ARRETIERUNG MITTELS SCHELLE) DN 50F	EMPALME CAMLOCK A FJAR CON ABRAZADERA DN 50F	
10	3225943	MORSETTO STRINGITUBO	COLLIER SERRE- TUBE	PIPE CLAMP	SCHLAUCH KLEMME	MORDAZA APRIETATUBO	39-48
11	3225935	RACCORDO KAMLOCK A FASCETTARE DN 35 M	RACCORD KAMLOCK A LIGATURER DN 35 M	CAM-LOCK COUPLING FOR CLAMPING DN 35 M	KAMLOCK- KUPPLUNG (ARRETIERUNG MITTELS SCHELLE) DN 35 M	EMPALME CAMLOCK A FJAR CON ABRAZADERA DN 35 M	
12	3225936	RACCORDO KAMLOCK A FASCETTARE DN 35 F	RACCORD KAMLOCK A LIGATURER DN 35 F	CAM-LOCK COUPLING FOR CLAMPING DN 35 F	KAMLOCK- KUPPLUNG (ARRETIERUNG MITTELS SCHELLE) DN 35 F	EMPALME CAMLOCK A FJAR CON ABRAZADERA DN 35 F	
13	3225942	MORSETTO STRINGITUBO	COLLIER SERRE- TUBE	PIPE CLAMP	SCHLAUCH- KLEMME	MORDAZA APRIETATUBO	32-40
14	3225933	RACCORDO KAMLOCK A FASCETTARE DN27 M	RACCORD KAMLOCK A LIGATURER DN27 M	CAM-LOCK COUPLING FOR CLAMPING DN27 M	KAMLOCK- KUPPLUNG (ARRETIERUNG MITTELS SCHELLE) DN27 M	EMPALME CAMLOCK A FJAR CON ABRAZADERA DN 27 M	

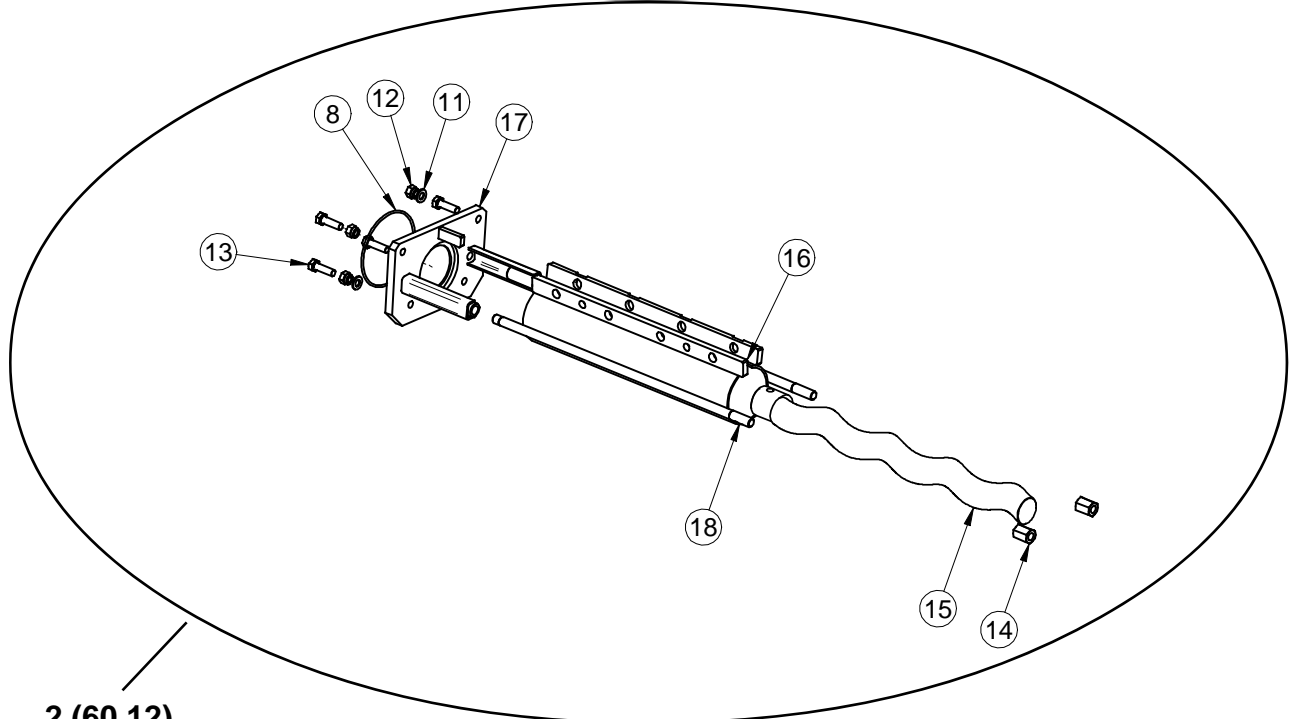


TAV. 18

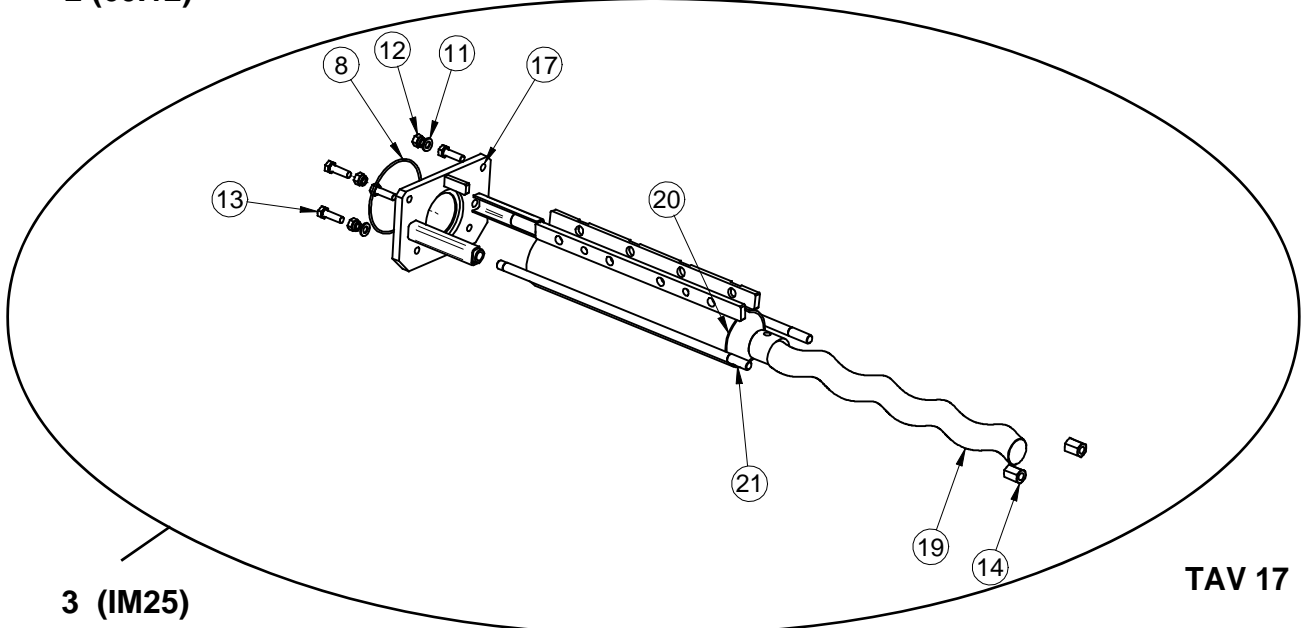
TAV. 18 - KIT IDROPULTRICE - NETTOYEUR HP - PRESSURE WATER CLEANER KIT - BAUSATZ HOCHDRUCKREINIGER - KIT HIDROLIMPIADORA							
Rep.	Code	I	F	GB	D	E	Note
1	3224419	KIT IDROPULTRICE	KIT NETTOYEUR	PRESSURE WATER CLEANER KIT	BAUSATZ HOCHDRUCKREINIGER	KIT HIDROLIMPIADORA	
2	3225370	PISTOLA 200 BAR ATTACCO M22	PISTOLET 200 BAR RACCORD M22	GUN 200 BAR CONNECTION M22	SPRITZGERÄT 200 BAR ANSCHLUSS M22	PISTOLA 200 BARES RACOR M22	
3	325371	UGELLO ALTA PRESSIONE A VENTAGLIO 025 15°	BUSE HAUTE PRESSION EN EVENTAIL 025 15°	HIGH PRESSURE SPRAY NOZZLE 025 15°	FÄCHERSTRAHL--HOCHDRUCKDÜSE 025 15°	BOQUILLA ALTA PRESIÓN DE ABANICO 025 15°	
4	3225372	ATTACCO RAPIDO CON PROTEZIONE UGELLO	RACCORD RAPIDE AVEC PROTECTION BUSE	QUICK COUPLING WITH NOZZLE PROTECTION	SCHNELL-ANSCHLUSS MIT DÜSENSCHUTZ	CONEXIÓN RÁPIDA CON PROTECCIÓN BOQUILLA	
5	3225273	10 mt TUBO R1 5/1	10 m TUYAU R1 5/1	10 m PIPE R1 5/16	10 m SCHLAUCH R1 5/1	10 m MANGUERA R1 5/1	



1 (2L6)



2 (60.12)



3 (IM25)

TAV 17



TAV. 17 - GRUPPI POMPA - GROUPES POMPE - PUMP UNITS - BAUGRUPPEN PUMPE - GRUPOS BOMBA

Rif.	Cod.	I	F	GB	D	E	Note
1	1107088	KIT POMPA 2L6	KIT POMPE 2L6	PUMP KIT 2L6	BAUSATZ PUMPE 2L6	KIT BOMBA 2L6	
2	1107090	KIT POMPA 60.12	KIT POMPE 60.12	PUMP KIT 60.12	BAUSATZ PUMPE 60.12	KIT BOMBA 60.12	
3	1107089	KIT POMPA IM25	KIT POMPE IM25	PUMP KIT IM25	BAUSATZ PUMPE IM25	KIT BOMBA IM25	
4	1107077	STATORE 2L6 PER INTONACI PREMISCELATI	STATOR 2L6 POUR ENDUITS PREMELANGES	STATOR 2L6 FOR PREMIXED PLASTERS	STATOR 2L6 FÜR VORGEMISCHTE PUTZE	ESTATOR 2L6 PARA REVOQUES PREMEZCLADOS	
5	1107078	VITE 2L6 PER INTONACI PREMISCELATI	VIS 2L6 POUR ENDUITS PREMELANGES	SCREW 2L6 FOR PREMIXED PLASTERSTI	SCHNECKE 2L6 FÜR VORGEMISCHTE PUTZE	TORNILLO 2L6 PARA REVOQUES PREMEZCLADOS	
6	3224334	STRETTORE VITE	SERRE-JAQUETTE	SCREW CLAMP	DROSSELSTÜCK SCHNECKE	APRETADOR TORNILLO	
7	3224354	FLANGIA SUPPORTO VITE	FLASQUE SUPPORT DE VIS	SCREW SUPPORT FLANGE	FLANSCH SCHNECKENHALTERUNG	BRIDA SOPORTE TORNILLO	
8	3224356	ANELLO	BAGUE	RING	RING	ANILLO	OR 4525
9	3224357	TIRANTE COLLETTORE DI MANDATA 2L6	TIRANT COLLECTEUR DE REFOULEMENT 2L6	DELIVERY MANIFOLD STAY 2L6	VERSTREBUNG DRUCKSEITIGE SAMMELLEITUNG 2L6	TIRANTE COLECTOR DE IMPULSIÓN 2L6	
11	1223921	DADO AUTOBLOCCANTE	ECROU AUTOBLOQUANT (ou AUTOFREINE)	SELF-LOCKING NUT	SELBSTSICHERNDE MUTTER	TUERCA AUTOBLOQUEANTE	M12
12	2224380	ROSETTA	RONDELLE	WASHER	UNTERLEGSCHIEBE	ARANDELA	12X24 UNI 6592-69
13	2222550	VITE	VIS	SCREW	SCHRAUBE	TORNILLO	TCEI 12X435 UNI 5931
14	3224395	DADO SPECIALE	ECROU SPECIAL	SPECIAL NUT	SPEZIALMUTTER	TUERCA ESPECIAL	M 16
15	1107083	VITE 60.12 PER AUTOLIVELLANTI	VITS 60.12 POUR PRODUITS D'EGALISATION	SCREW 60.12 FOR SELF-LEVELLING MATERIALS	SCHNECKE 60.12 FÜR AUSGLEICH-SCHÜTTUNGEN	TORNILLO 60.12 PARA AUTONIVELANTES	
16	1107081	STATORE 60.12 PER AUTOLIVELLANTI	STATOR 60.12 POUR PRODUITS D'EGALISATION	STATOR 60.12 FOR SELF-LEVELLING MATERIALS	STATOR 60.12 FÜR AUSGLEICH-SCHÜTTUNGEN	ESTATOR 60.12 PARA AUTONIVELANTES	
17	3225853	FLANGIA SUPPORTO VITE	FLASQUE SUPPORT DE VIS	SCREW SUPPORT FLANGE	FLANSCH SCHNECKENHALTERUNG	BRIDA SOPORTE TORNILLO	
18	3225854	TIRANTE COLLETTORE DI MANDATA 60.12	TIRANT COLLECTEUR DE REFOULEMENT 60.12	DELIVERY MANIFOLD STAY 60.12	VERSTREBUNG DRUCKSEITIGE SAMMELLEITUNG 60.12	TIRANTE COLECTOR DE IMPULSIÓN 60.12	
19	1107080	VITE IM25 PER INTONACI TRADIZIONALI	VIS IM25 POUR ENDUITS TRADITIONNELS	SCREW IM25 FOR CONVENTIONAL PLASTERS	SCHNECKE IM25 FÜR HERKÖMMLICHE PUTZE	TORNILLO IM25 PARA REVOQUES PREMEZCLADOS	
20	1107079	STATORE IM 25 PER INTONACI TRADIZIONALI	STATOR IM 25 POUR ENDUITS TRADITIONNELS	STATOR IM 25 FOR CONVENTIONAL PLASTERS	STATOR IM 25 FÜR HERKÖMMLICHE PUTZE	ESTATOR IM 25 PARA REVOQUES TRADICIONALES	
21	3225363	TIRANTE COLLETTORE DI MANDATA IM25	TIRANT COLLECTEUR DE REFOULEMENT IM25	DELIVERY MANIFOLD STAY IM	VERSTREBUNG DRUCKSEITIGE SAMMELLEITUNG IM25	TIRANTE COLECTOR DE IMPULSIÓN IM25	



Fig. 1



Fig. 2



Fig. 3



Fig. 4



Fig. 5



Fig. 6



Fig. 7

TAV. 18 - ACCESSORI - ACCESSOIRES - ACCESSORIES - ZUBEHÖR - ACCESORIOS							
Rif.	Cod.	I	F	GB	D	E	Note
1	1107070	IDROPULTRICE ALTA PRESSIONE	NETTOYEUR HP	HIGH PRESSURE WATER CLEANER	HOCHDRUCKREINIGER	HIDROLIMPIADORAS DE ALTA PRESION	(FIG1)
2	1107071	VAGLIO VIBRANTE CON ELETTROVIBRATORE	CRIBLE VIBRANT AVEC VIBRATEUR ELECTRIQUE INCORPORE	VIBRATING SCREEN WITH ELECTRIC VIBRATOR	RÜTTELSIEB MIT ELEKTORRÜTTLER	TAMIZ VIBRATORIO CON ELECTROVIBRADOR	SILENT 300 VEDITAV9
3	1107172	ELETTROVIBRATORE	VIBRATEUR ELECTRIQUE	ELECTRIC VIBRATOR	ELEKTORRÜTTLER	ELECTROVIBRADOR	SILENT 300A VEDITAV 9 RIF. 6
4	1107056	CONTALITRI	COMPTEUR DE LITRES	LITRE-COUNTER	LITERZÄHLER	CUENTALITROS	SILENT 300(FIG2)
5	1107082	KIT DISPOSITIVO INIEZIONI	KIT DISPOSITIF INJECTIONS	INJECTION DEVICE KIT	BAUSATZ EINSPRITZ-VORRICHTUNG	KIT DISPOSITIVO DE INYECCIONES	SILENT 300
6	1107073	RADIOCOMANDO A 5 FUNZIONI CON CONTROLLO PORTATA	RADIOCOMMANDE A 5 FONCTIONS AVEC CONTROLLE DE DEBIT	5-FUNCTION RADIO CONTROL WITH DELIVERY CONTROL	FUNKFERNBEDIENUNG MIT 5 FUNKTIONEN UND FÖRDERMENGENKONTROLLE	RADJOMANDO DE 5 FUNCIONES CON CONTROL DE CAUDAL	FIG 3
7	1107086	COMANDO ELETTRICO A 4 FUNZIONI	COMMANDE ELECTRIQUE A 4 FONCTIONS	4-FUNCTION ELECTRIC CONTROL	ELEKTRISCHE FERNBEDIENUNG MIT 4 FUNKTIONEN	MANDO ELÉCTRICO DE 4 FUNCIONES	SILENT 300
8	1107533	TUBO 10M PORTAMATERIALE D50 CON ATTACCO A CAMME	TUYAU 10 M DE REFOULEMENT D50 AVEC RACCORD EXCENTRIQUE	MATERIAL PIPE 10M. D50 WITH CAM-LOCK COUPLING	MATERIALFÖRDER-SCHLAUCH (10 M) D50 MIT NOCKENANSCHLUSS	TUBO 10 M PORTAMATERIAL D50 CON CONEXIÓN TIPO CAMLOCK	SILENT 300A (FIG 6)
9	1107534	TUBO 20M PORTAMATERIALE D50 CON ATTACCO A CAMME	TUYAU 20 M DE REFOULEMENT D50 AVEC RACCORD EXCENTRIQUE	MATERIAL PIPE 20M, D50 WITH CAM-LOCK COUPLING	MATERIALFÖRDER-SCHLAUCH (20 M) D50 MIT NOCKENANSCHLUSS	TUBO 20 M PORTAMATERIAL D50 CON CONEXIÓN TIPO CAMLOCK	SILENT 300A (FIG 6)
10	1107528	TUBO 10M PORTAMATERIALE D35 CON ATTACCO A CAMME	TUYAU 10 M DE REFOULEMENT D35 AVEC RACCORD EXCENTRIQUE	MATERIAL PIPE 10M. D35 WITH CAM-LOCK COUPLING	MATERIALFÖRDER-SCHLAUCH (10 M) D35 MIT NOCKENANSCHLUSS	TUBO 10 M PORTAMATERIAL D35 CON CONEXIÓN TIPO CAMLOCK	SILENT 300 (FIG 6)
11	1107074	TUBO 5M PORTAMATERIALE D25 M35/M25 CON ATTACCHIA CAMME	TUYAU 5 M DE REFOULEMENT D25 M35/M25 AVEC RACCORD EXCENTRIQUE	MATERIAL PIPE 5M. D25 M35/M25 WITH CAM-LOCK COUPLING	MATERIALFÖRDER-SCHLAUCH (5 M) D25 M35/M25 MIT NOCKENANSCHLUSSEN	TUBO 5 M PORTAMATERIAL D25 M35/M25 CON RACORES TIPO CAMLOCK	SILENT 300 (FIG 6)
12	1107075	TUBO 20 M PORTAMATERIALE D35 M50/F35 CON ATTACCHIA CAMME	TUYAU 20 M DE REFOULEMENT D35 M50/F35 AVEC RACCORD EXCENTRIQUE	MATERIAL PIPE 20 M. D35 M50/F35 WITH CAM-LOCK COUPLINGS	MATERIALFÖRDER-SCHLAUCH (20 M) D35 M50/F35 MIT NOCKENANSCHLUSSEN	TUBO 20 M PORTAMATERIAL D35 M50/F35 CON RACORES TIPO CAMLOCK	SILENT 300 (FIGG 6)
13	1107530	TUBO ARIA 5M D13 CON ATTACCHI GEKA	TUYAU D'AIR 5 M D13 AVEC RACCORDS GEKA	AIR HOSE 5M. D13 WITH GEKA COUPLINGS	LUFTSCHLAUCH 5 M D13 MIT GEKA-ANSCHLUSSEN	TUBO AIRE 5 M D13 CON RACORES GEKA	(FIG 4)
14	1107531	TUBO ARIA 10M D13 CON ATTACCHI GEKA	TUYAU D'AIR 10 M D13 AVEC RACCORDS GEKA	AIR HOSE 10M. D13 WITH GEKA COUPLINGS	LUFTSCHLAUCH 10 M D13 MIT GEKA-ANSCHLUSSEN	TUBO AIRE 10 M D13 CON RACORES GEKA	(FIG 4)
15	1107076	TUBO ARIA 20M D13 CON ATTACCHI GEKA	TUYAU D'AIR 20 M D13 AVEC RACCORDS GEKA	AIR HOSE 20M. D13 WITH GEKA COUPLINGS	LUFTSCHLAUCH 20 M D13 MIT GEKA-ANSCHLUSSEN	TUBO AIRE 20 M D13 CON RACORES GEKA	(FIG 4)
16	1107532	TUBO ARIA 16M D13 CON ATTACCHI GEKA	TUYAU D'AIR 16 M D13 AVEC RACCORDS GEKA	AIR HOSE 16M. D13 WITH GEKA COUPLINGS	LUFTSCHLAUCH 16 M D13 MIT GEKA-ANSCHLUSSEN	TUBO AIRE 16 M D13 CON RACORES GEKA	(FIG 4)
17	1107077	STATORE 2 L6 PER INTONACI PREMISCELATI	STATOR 2 L6 POUR ENDUITS PREMELANGES	STATOR 2 L6 FOR PREMIXED PLASTERS	STATOR 2 L6 FÜR VORGEMISCHTE PUTZE	ESTATOR 2 L6 PARA REVOQUES PREMEZCLADOS	SILENT 300 (FIG 5)
18	1107078	VITE 2 L6 PER INTONACI PREMISCELATI	VIS 2 L6 POUR ENDUITS PREMELANGES	SCREW 2 L6 FOR PREMIXED PLASTERS	SCHNECKE 2 L6 FÜR VORGEMISCHTE PUTZE	TORNILLO 2 L6 PARA REVOQUES PREMEZCLADOS	(FIG 5)
19	1107079	STATORE IM25 PER INTONACI TRADIZIONALI	STATOR IM25 POUR ENDUITS TRADITIONNELS	STATOR IM25 FOR CONVENTIONAL PLASTERS	STATOR IM25 FÜR HERKÖMLICHE PUTZE	ESTATOR IM25 PARA REVOQUES TRADICIONALES	(FIG 5)
20	1107080	VITE IM25 PER INTONACI TRADIZIONALI	VIS IM25 POUR ENDUITS TRADITIONNELS	SCREW IM25 FOR CONVENTIONAL PLASTERS	SCHNECKE IM25 FÜR HERKÖMLICHE PUTZE	TORNILLO IM25 PARA REVOQUES TRADICIONALES	(FIG 5)
21	1107081	STATORE 60.12 PER AUTOLIVELLANTI	STATOR 60.12 POUR PRODUITS D'EGALISATION	STATOR 60.12 FOR SELF-LEVELLING MATERIALS	STATOR 60.12 FÜR AUSGUSSSCHÜTTUNGEN	ESTATOR 60.12 PARA AUTONIVELANTES	(FIG 5)
22	1107083	VITE 60.12 PER AUTOLIVELLANTI	VIS 60.12 POUR PRODUITS D'EGALISATION	SCREW 60.12 FOR SELF-LEVELLING MATERIALS	SCHNECKE 60.12 FÜR AUSGUSSSCHÜTTUNGEN	TORNILLO 60.12 PARA AUTONIVELANTES	(FIG 5)
23	1107519 1107520 1107521	KIT N10 SPONGES D30 PER TUBO D25 D40 PER TUBO D35 D60 PER TUBO D50	KIT N10 ESPONGES D30 POUR TUYAU D25 D40 POUR TUYAU D35 D60 POUR TUYAU D50	KIT N10 SPONGES D30 FOR PIPE D25 D40 FOR PIPE D35 D60 FOR PIPE D50	BAUSATZ 10 SCHWÄMME D30 FÜR SCHLAUCH D25 D40 FÜR SCHLAUCH D35 D60 FÜR SCHLAUCH D50	KIT N10 ESPONJAS D30 PARA TUBO D25 D40 PARA TUBO D35 D60 PARA TUBO D50	(FIG 7)

1.- DICHIARAZIONE CE DI CONFORMITÀ PER MACCHINE (Direttiva 98/37/CE, Allegato II, parte A)

- DECLARATION CE DE CONFORMITE POUR LES MACHINES (Directive 98/37/CE, Annexe II, Chapitre A)
- EC DECLARATION OF CONFORMITY FOR MACHINERY (Directive 98/37/EC, Annex II, sub A)
- EG-KONFORMITÄTSEKRLÄRUNG FÜR MASCHINEN (EG-Richtlinie 98/37/EG, Anhang II, sub. A)
- DECLARACION "CE" DE CONFORMIDAD SOBRE MAQUINAS (Segun la Directiva 98/37/CE, Anexo II, sub. A)

2. - Fabricante - Fabricant - Manufacturer - Hersteller - Fabricante : **IMER International S.p.A.**

3. - Indirizzo - Adresse - Address - Adresse - Direccìon : **Loc. Salceto, 55 - (53036) Poggibonsi - Siena - Italy**

4. - Dichiaro che il prodotto - Déclare ci-après que la machine - Herewith declares that the machine - Erklärt hiermit daß machinen -
Declaramosque el producto

INTONACATRICE/POMPE A MORTIER A VIS / PLASTERING MACHINE / VERPUTZMASCHINE / REVOCADORA

Diesel	Potenza: Puissance: Power: Leistung: Potencia:	kW
SILENT 300		14.5

5. - Matricola N°:
- Numero de série:
- Serial number:
- Serie Nummer:
- Numero de serie:

6. - E' conforme ai requisiti della Direttiva Macchine (98/37/CE), ed alla legislazione nazionale che la traspone.

- Est conforme aux dispositions de la Directive "Machines" (98/37/CE), et aux législations nationales la transposant.
- Complies with the provisions of the Machinery Directive (98/37/EC), and the regulations transposing it into national law.
- Konform ist mit den einschlägigen Bestimmungen der EG-Maschinenrichtlinia (98/37/EG) und deren Umsetzung durch die Gesetzgebung des jeweiligen Bestimmungslandes.
- Corresponde a las exigencias básicas de la directiva de la CE sobre màquinas (98/37/CE) y la correspondiente transposició a la nacional.

7. - E' conforme alle condizioni delle seguenti altre direttive: 89/336/CEE; 73/23/CEE; 2000/14/CE; 97/23/CE ed alla legislazione nazionale che la traspone.

- Est conforme aux dispositions des Directives suivantes: 89/336/CEE; 73/23/CEE; 2000/14/CE; 97/23/CE et aux législations nationales la transposant.
- Complies with the provisions of the following other directives : 89/336/EEC; 73/23/EEC; 2000/14/EC; 97/23/EC and the regulations transposing it into national law.
- Die Maschine ist konform mit folgenden weiteren EWG-Richtlinien : 89/336/EWG; 73/23/EWG; 2000/14/EG; 97/23/EG und deren Umsetzung durch die Gesetzgebung des jeweiligen Bestimmungslandes.
- Està, ademàs, en conformidat con las exigencias de las siguientes directivas de la CEE: 89/336/CEE; 73/23/CEE; 2000/14/CEE; 97/23/CEE y la correspondiente transposició a la nacional.

8. - Inoltre dichiara che sono state applicate le seguenti (parti/clausole di) norme armonizzate:

- EN 12100-1; EN 12100-2; EN 60204-1;
- EN ISO 3744 con livello di potenza sonora misurato $L_{WA}=96$ dB e livello di potenza sonora garantito $L_{WA}=99$ dB.
- Et déclare par ailleurs que les suivants normes harmonisées ont été appliquées: EN 12100-1; EN 12100-2 EN 60204-1; EN ISO 3744 avec niveau de puissance sonore mesuré $L_{WA}=96$ dB et niveau de puissance sonore garanti $L_{WA}=99$ dB.
- The following national technical standards and specifications have been used : EN 12100-1; EN 12100-2; EN 60204-1; EN ISO 3744 with measured sound power level $L_{WA}=96$ dB and guaranteed sound power level $L_{WA}=99$ dB.
- Im Weiteren erklären wir, dass folgende harmonisierten Normen (Auszüge/Klauseln) angewandt wurden: EN 12100-1; EN 12100-2 EN 60204-1; EN ISO 3744 mit gemessenem Schalleistungspegel $L_{WA}=91$ dB und garantiertem Schalleistungspegel $L_{WA}=93$ dB.
- Ademàs declaramos que las siguientes normas armonizadas fueron aplicadas: EN 12100-1; EN 12100-2; EN 60204-1; EN ISO 3744 con nivel de potencia sonora medido $L_{WA}=96$ dB y nivel de potencia sonora garantizado $L_{WA}=99$ dB.


9. - La procedura per il controllo di conformità utilizzata è in accordo all'Allegato V della 2000/14/CE.

- La procédure utilisée pour le contrôle de la conformité est en accord avec l'annexe V de la directive 2000/14/CE.
- The procedure used for the conformity test is in agreement with attachment V of European Directive 2000/14/EC.
- Das angewandte Verfahren für die Konformitätskontrolle ist in Übereinstimmung mit Anhang V der Richtlinie 2000/14/EG.
- El control de conformidad se determina con arreglo al anexo V de la directiva 2000/14/CE.

10. Poggibonsi (SI), 04/04/2006

IMER INTERNATIONAL S.p.A.

DIRETTORE DI DIVISIONE - DIRÉCTEUR DIVISION BÂTIMENT - LIGHT EQUIPMENT DIRECTOR - HERSTELLUNGSLEITER BAUMASCHINEN -
DIRECTOR DIVISIÓ DE MAQUINARIA PARA CONSTRUCCIÓ CIVIL


(Ing. Loris Pagotto)

1. - DICHIARAZIONE CE DI CONFORMITÀ PER MACCHINE (Direttiva 98/37/CE, Allegato II, parte A)

- DECLARATION CE DE CONFORMITE POUR LES MACHINES (Directive 98/37/CE, Annexe II, Chapitre A)
- EC DECLARATION OF CONFORMITY FOR MACHINERY (Directive 98/37/EC, Annex II, sub A)
- EG-KONFORMITÄTSEKLRÄRUNG FÜR MASCHINEN (EG-Richtlinie 98/37/EG, Anhang II, sub. A)
- DECLARACION "CE" DE CONFORMIDAD SOBRE MAQUINAS (Segùn la Directiva 98/37/CE, Anexo II, sub. A)

2. - Fabbricante - Fabricant - Manufacturer - Hersteller - Fabricante : **IMER International S.p.A.**

3. - Indirizzo - Adresse - Address - Adresse - Direcciòn : **Loc. Salceto, 55 - (53036) Poggibonsi - Siena - Italy**

4. - Dichiara che il prodotto - Déclare ci-après que la machine - Herewith declares that the machine - Erklärt hiermit daß machinen - Declaramos que el producto

INTONACATRICE/POMPE A MORTIER A VIS / PLASTERING MACHINE / VERPUTZMASCHINE / REVOCADORA

Diesel	Potenza: Puissance: Power: Leistung: Potencia:	kW
SILENT 300 A		21.2


5. - Matricola N°:
- Numero de série:
- Serial number:
- Serie Nummer:
- Numero de serie:

6. - E' conforme ai requisiti della Direttiva Macchine (98/37/CE), ed alla legislazione nazionale che la traspone.
- Est conforme aux dispositions de la Directive "Machines" (98/37/CE), et aux législations nationales la transposant.
- Complies with the provisions of the Machinery Directive (98/37/EC), and the regulations trasposing it into national law.
- Konform ist mit den einschlägigen Bestimmungen der EG-Maschinenrichtlinie (98/37/EG) und deren Umsetzung durch die Gesetzgebung des jeweiligen Bestimmungslandes.
- Corresponde a las exigencias básicas de la directiva de la CE sobre màquinas (98/37/CE) y la correspondiente transposiciòn a la nacional.
7. - E' conforme alle condizioni delle seguenti altre direttive: 89/336/CEE; 73/23/CEE; 2000/14/CE; 97/23/CE ed alla legislazione nazionale che la traspone.
- Est conforme aux dispositions des Directives suivantes: 89/336/CEE; 73/23/CEE; 2000/14/CE; 97/23/CE et aux législations nationales la transposant.
- Complies with the provisions of the following other directives : 89/336/EEC; 73/23/EEC; 2000/14/EC; 97/23/EC and the regulations trasposing it into national law.
- Die Maschine ist konform mit folgenden weiteren EWG-Richtlinien : 89/336/EWG; 73/23/EWG; 2000/14/EG; 97/23/EG und deren Umsetzung durch die Gesetzgebung des jeweiligen Bestimmungslandes.
- Està, ademàs, en conformidat con las exigencias de las siguientes directivas de la CEE: 89/336/CEE; 73/23/CEE; 2000/14/CEE; 97/23/CEE y la correspondiente transposiciòn a la nacional.
8. - Inoltre dichiara che sono state applicate le seguenti (parti/clausole di) norme armonizzate:
- EN 12100-1; EN 12100-2; EN 60204-1;
- EN ISO 3744 con livello di potenza sonora misurato $L_{WA}=100$ dB e livello di potenza sonora garantito $L_{WA}=103$ dB.
- Et déclare par ailleurs que les suivants normes harmonisées ont été appliquées: EN 12100-1; EN 12100-2 EN 60204-1; EN ISO 3744 avec niveau de puissance sonore mesuré $L_{WA}=100$ dB et niveau de puissance sonore garanti $L_{WA}=103$ dB.
- The following national technical standards and specifications have been used : EN 12100-1; EN 12100-2; EN 60204-1; EN ISO 3744 with measured sound power level $L_{WA}=100$ dB and guaranteed sound power level $L_{WA}=103$ dB
- Im Weiteren erklären wir, dass folgende harmonisierten Normen (Auszüge/Klauseln) angewandt wurden: EN 12100-1; EN 12100-2 EN 60204-1; EN ISO 3744 mit gemessenem Schalleistungspegel $L_{WA}=100$ dB und garantiertem Schalleistungspegel $L_{WA}=103$ dB.
- Ademàs declaramos que las siguientes normas armonizadas fueron aplicadas: EN 12100-1; EN 12100-2; EN 60204-1; EN ISO 3744 con nivel de potencia sonora medido $L_{WA}=100$ dB y nivel de potencia sonora garantizado $L_{WA}=103$ dB.
9. - La procedura per il controllo di conformità utilizzata è in accordo all'Allegato V della 2000/14/CE.
- La procédure utilisée pour le contrôle de la conformité est en accord avec l'annexe V de la directive 2000/14/CE.
- The procedure used for the conformity test is in agreement with attachment V of European Directive 2000/14/EC.
- Das angewandte Verfahren für die Konformitätskontrolle ist in Übereinstimmung mit Anhang V der Richtlinie 2000/14/EG.
- El control de conformidad se determina con arreglo al anexo V de la directiva 2000/14/CE.

10. Poggibonsi (SI), 04/04/2006

IMER INTERNATIONAL S.p.A.

DIRETTORE DI DIVISIONE - DIRÉCTEUR DIVISION BÂTIMENT - LIGHT EQUIPMENT DIRECTOR - HERSTELLUNGSLEITER BAUMASCHINEN - DIRECTOR DIVISIÒN DE MAQUINARIA PARA CONSTRUCCIÒN CIVIL


(Ing. Loris Pagotto)

I**I****Macchina Tipo****MAT.N°****AVVERTENZA IMPORTANTE**

Questo modulo deve essere compilato e timbrato ed il TAGLIANDO DI RICHIESTA GARANZIA consegnato al Rivenditore o spedito per Raccomandata al Servizio Assistenza IMER al momento dell'acquisto della macchina.

L'invio del tagliando di richiesta è condizione indispensabile perchè la garanzia abbia corso e venga inviato all'utilizzatore il Certificato di Garanzia.

La soc. IMER si riserva di non riconoscere alcuna garanzia nel caso di mancato invio.

DATA**TIMBRO DEL RIVENDITORE**

Tagliare e spedire al SERV.ASS. della IMER International o consegnare al Rivenditore

**IMER International Spa****Tagliando di richiesta del CERTIFICATO DI GARANZIA****Macchina Tipo****MAT.N°****NOME****COGNOME****INDIRIZZO****CAP**

Leggere le avvertenze di Sicurezza contenute nel Libretto di Manutenzione e Uso della Macchina e renderne il personale edotto prima del suo impiego

Data _____

Firma dell' acquirente _____

TIMBRO DEL RIVENDITORE

IMER International S.p.A. garantisce all'acquirente l'acquisto di una macchina nuova, integra in ogni suo componente e che i materiali IMER sono controllati esenti da vizi o difetti di fabbricazione.

CONDIZIONI DI GARANZIA

Per la validità della garanzia occorre che venga restituito all'azienda opportunamente compilato, il relativo modulo allegato al manuale di uso e manutenzione. Per garanzia si intende la riparazione e/o sostituzione di quelle parti che risultassero difettose di fabbricazione. E' esclusa la sostituzione integrale.

Per tutti i beni prodotti, la garanzia delle parti che risultassero difettose di fabbricazione, è di **dodici mesi** dalla data di spedizione o consegna all'utilizzatore. La garanzia sul motore endotermico è assicurata dal relativo fabbricante.

I materiali ritenuti difettosi dovranno essere fatti pervenire presso il ns. stabilimento, franco destino, e dopo benestare tecnico sarà riconosciuto e inviato il materiale in porto assegnato. Restando in ogni caso a carico esclusivo dell'acquirente tutte le spese di mano d'opera e trasferte relative alla riparazione o sostituzione eventualmente eseguite presso l'acquirente in base alle tariffe pubblicate dall'ANIMA.

L'applicazione della garanzia è subordinata al rigoroso rispetto delle istruzioni indicate nel manuale di uso e manutenzione ed alla esecuzione puntuale degli interventi di manutenzione previsti eseguiti da personale di assistenza autorizzato IMER. La garanzia non copre i danni causati da condizioni ambientali particolari non previste (ad es. ambienti corrosivi, scariche atmosferiche, calore, immersione) o calamità naturali.

Il fabbricante non sarà responsabile per gli eventuali danni a terzi consequenziali all'uso della macchina od attribuibili indirettamente ad essa, né sarà imputabile per danni da perdita di profitto imputabile a sosta forzata, qualunque ne sia la causa.

La garanzia viene a cessare quando:

- 1) I prodotti venduti vengono modificati, riparati, smontati o comunque manomessi dall'acquirente o vengono sugli stessi montate attrezzature o altri accessori, non espressamente forniti o autorizzati dalla venditrice o sui quali siano stati utilizzati ricambi non originali.
- 2) I prodotti venduti non vengono usati o montati in modo conforme alle indicazioni della venditrice, o per negligenza od errori da parte dell'utilizzatore.
- 3) Vengono impiegati combustibili e lubrificanti inadatti, in caso di ostruzione di prese d'aria o scarichi o di problemi causati da bulloneria evidentemente allentatasi nell'uso e lasciata tale.
- 4) Le riparazioni effettuate in garanzia non interrompono il periodo della garanzia stessa.
- 5) I collegamenti elettrici non sono effettuati secondo le ns. disposizioni causando danno ai componenti elettrici.

Il rivenditore, all'atto della consegna, è incaricato di trasmettere all'acquirente finale il manuale fornito con la macchina, contenente le necessarie istruzioni, affinché la macchina venga usata solamente dopo che l'operatore le abbia ricevute e lette.



Spett.le Ditta

IMER International S.p.a.
Loc.Salceto

53036 POGGIBONSI (SI) - ITALY



This is a contact addendum to our manuals

Imer USA East

221 Westhampton Pl
Capitol Heights, MD 20743

Phone: 301-336-3700

Fax: 301-336-6687

Order Fax:301-336-5811

Imer USA West

3654 Enterprise Ave
Hayward, CA 94545

www.imerusa.com

800-275-5463