

PEARL[®]

ACCEPT NO IMITATIONS[™]

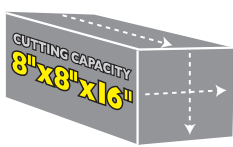


14" PROFESSIONAL MASONRY/BRICK SAW HEAVY DUTY 2-HP INDUCTION MOTOR

NEW! WITH DUST COLLECTING TABLE

PART# VX141MSPROD

- Heavy Duty 2-HP induction motor
- Sturdy handles for ease of chop saw action
- Metal table rollers for strength and durability
- Belt driven
- Dual voltage (110v & 230v)
- Spring-loaded cutting head for chop saw action
- Dust deflection stainless steel plate
- Table lock
- One-year limited warranty



DUST CONTAINMENT SYSTEM

- Adjustable shroud distance to maximize the suction
- Removable shroud. Easy for switching the saw to wet cutting
- Table lock

Pair with a Pearl HEPA vacuum or use your HEPA vacuum (175+ CFM required to operate). Vacuum hose not included.



◀ 14" PROFESSIONAL MASONRY/BRICK SAW WITH HEAVY DUTY 2-HP INDUCTION MOTOR AND WATER HOSE

PART# VX141MSPRO



14" blade, 45°/90° rip guide, Owner's manual are included.

ACCESSORIES (Sold separately):

BRICK SAW STAND
#V350MS



WET CUTTING KIT
#V350MSWKIT

Includes tub, drip tray, water hose and pump.



MOTOR	2-HP induction motor, 115v/230v, 60Hz, single phase, 3,600 rpm. With thermal overload protection
CUTTING CAPACITY	8" x 8" x 16"
BLADE CAPACITY	14" with 1" arbor
WEIGHT	110 lbs. (VX141MSPRO)
DIMENSION	(L)31-1/2" x (W)18-1/2" x (H)21"



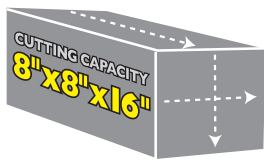

14" MASONRY/BRICK SAW - LIGHTWEIGHT

NEW! WITH DUST COLLECTING TABLE




PART# VX141MSD

- Powerful 3-HP, 15 amp motor
- Motor air filter that is easily maintained and protects the motor
- Sturdy handles for ease of chop saw action
- Metal table rollers for strength and durability
- Spring-loaded cutting head - for chop saw action; 3-locking head positions (lowest - middle - upper)
- Dust deflection stainless steel plate
- Table lock
- One-year limited warranty



Pair with a Pearl HEPA vacuum or use your HEPA vacuum (175+ CFM required to operate). Vacuum hose not included.



◀ 14" MASONRY/BRICK SAW WITH WATER HOSE

PART# VX141MS



MOTOR	3-HP, 115v/230v, 60Hz, single phase, 3,600 rpm. With thermal overload protection
CUTTING CAPACITY	8" x 8" x 16"
BLADE CAPACITY	14" with 1" arbor
WEIGHT	75 lbs. (VX141MS)
DIMENSION	(L)31-1/2" x (W)18-1/2" x (H)21"

14" blade, 45°/90° rip guide, Owner's manual are included.

ACCESSORIES (Sold separately):

BRICK SAW STAND
#V350MS



WET CUTTING KIT

Includes tub, drip tray, water hose and pump.
#V350MSWKIT



For more information on Pearl Abrasive Company products, please contact:

800.969.5561 USA / 800.387.0008 CANADA / PEARLABRASIVE.com