

2. Remove visor from plastic bag shown in Fig 2a

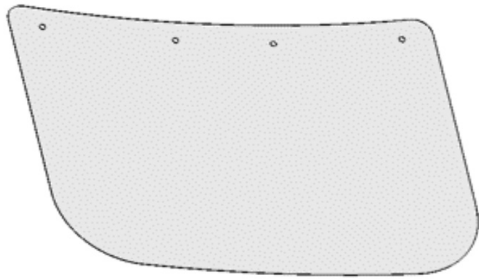


Fig 2a

3. Snap visor to headgear strap (4 places) as shown in Fig 3a.  
\*Press firmly to ensure proper attachment

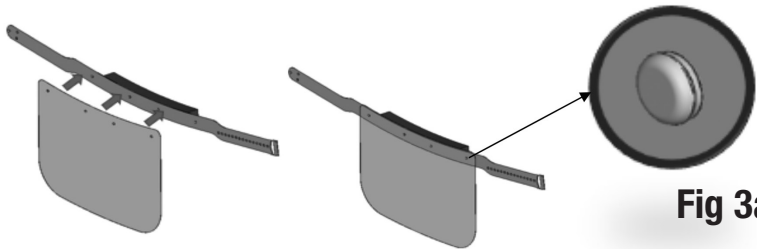


Fig 3a

### Cleaning Instructions

- The visor and head can be cleaned by using warm water and soap or mild detergent. Air dry or dry with a soft, lint-free cloth.

Instruction: INST - 14350  
Effective: 1/2020

A / Une / Una  
  
Brand / Marque / Marca

**JACKSON**<sup>®</sup>  
SAFETY Brand

# 14350

## Reusable Splash Protection Face Shield Assembly, Operating, and Maintenance Instructions

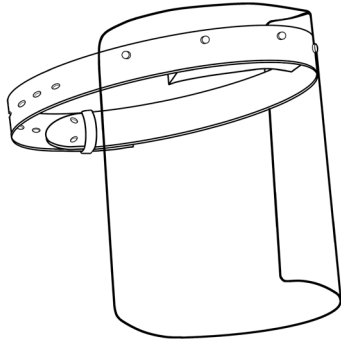


**Canada:**  
SureWerx, 49 Schooner St.,  
Coquitlam, BC V3K 0B3  
[surewerx.com](http://surewerx.com)

**USA:**  
SureWerx USA Inc.,  
Elgin, IL, USA 60123  
[surewerx.com/usa](http://surewerx.com/usa)

**Europe:**  
Balder d.o.o. Teslova ulica 30  
SI-1000 Ljubljana, Slovenia  
[balder.eu](http://balder.eu)

14350



## WARNING!

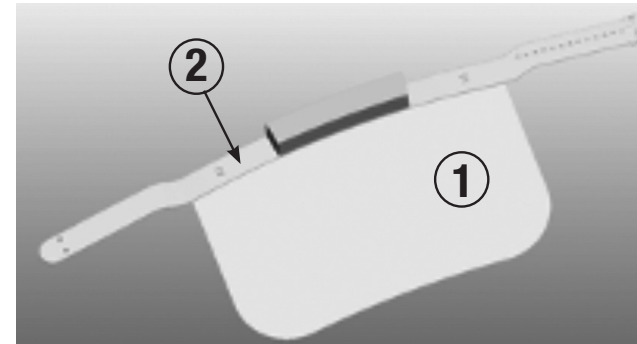


For your own protection, read these instructions before using. It is the responsibility of the user to understand the limitations, proper use, care and maintenance of the product. Failure to read these instructions could result in serious injury.

- This manual is to be removed by the wearer only. Failure to read and follow these instructions and warnings could result in serious injury.
- Note: Some materials, which may come in to contact with the wearer's skin, could cause allergic reactions in susceptible individuals.
- The 14350 Jackson Splash Protection Face Shield has been designed for a single user, for multiple uses.
- The following components of the 14350 Jackson Splash Protection Face Shield may come in to contact with the body:
  - Polyethylene Head Band
  - Polyurethane Foam Sweatband
- The product has not been FDA cleared or approved
- The product has been authorized by FDA under an EUA for use by healthcare providers as personal protective equipment.
- This product is only authorized for the duration of the declaration that circumstances justifying the authorization of emergency use under Section 564(b)(1) of the Act, 21 USC 360bbb-3(b)(1) unless the authorization is terminated or revoked sooner.

- Check with your supervisor to determine whether this face shield and window offers the proper protection for the application.
- The 14350 Jackson Splash Protection Face shield will not provide protection against impact hazards or falling objects. This visor is designed to provide limited protection from bumps or lacerations.
- Inspect face shield and windows frequently and immediately replace if dull, pitted, scratched or damaged. Chemical contact can cause rapid degradation which severely reduces protection.
- Do not use face shield until a secure fit has been obtained every time.
- Products need to be used only with appropriate Jackson branded replacement components

## Replacement Parts



1. Part #14355 - Replacement Window
2. Part #14356 - Replacement Sweatband

1. Peel adhesive backing off sweatband and press on the headgear strap as shown in Fig 1a

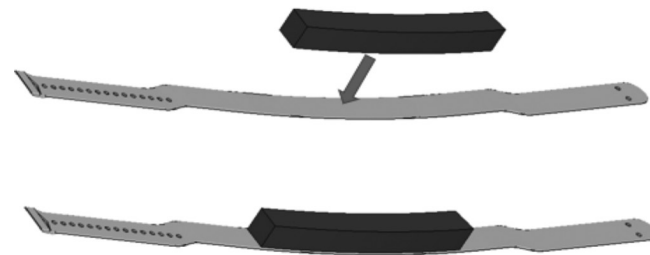


Fig 1a