


Showertec STN niches

PRODUCT DESCRIPTION



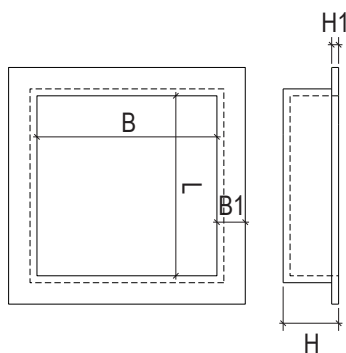
STN33X33

Profilitec expands the showertec range with the introduction of the new STN shower niches.

They are built with a single-cell structure made of XPS, covered with a rigid, waterproof, fibre-reinforced concrete grid.

The showertec STN shower niches are water-resistant and ready to be installed, thanks to the tilable honeycomb coating. Their surface is waterproof, installation does not require demanding planning, as the different niche sizes can be adapted to all customer requirements.

TECHNICAL FEATURES



STN*

H= 89 mm

H1= 12,7 mm

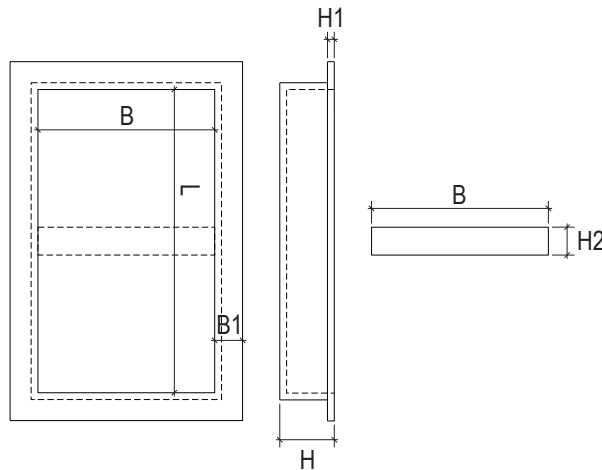
STN33X25: L= 254 mm

STN33X33: L= 330 mm

STN33X51: L= 508 mm

B= 330 mm

B1= 38 mm



STN33X71W/S

H= 89 mm

H1= 12,7 mm

H2= 50 mm

L= 711 mm

B= 330 mm

B1= 38 mm

Article	Material	pcs/pck
STN33X25	Fiber-reinforced cement	1
STN33X33	Fiber-reinforced cement	1
STN33X51	Fiber-reinforced cement	1
STN33X71W/S	Fiber-reinforced cement	1

Article	Description	pz/pck
STN/WSET10	Washers set	10

FIELDS OF APPLICATION

Profilitec STN can be used in private homes but also in hotel or wellness facilities.

HOW TO APPLY

The substrate must have sufficient bearing capacity and be level.

In the case of installation on a wooden structure, make sure that there are firmly fixed wooden supports on which to mount the niche, which must be fixed on all sides using screws with washers and later sealing the critical points using FOILTEC strip or FIXXTEC sealant.

The shelf supplied with the larger niche model STN33X71W/S should be installed during the tiling phase by placing it on the tiles as they are laid.

WARNINGS

Store in cool places not subject to freezing, away from heat sources and direct UV exposure.

Profilitec S.p.A.
Via Scotte, 3 - 36033 Isola Vicentina (Vicenza), ITALY
Tel: +39 0444 268311
e-mail: profilitec@profilitec.com

Profilitec Corp.
e-mail: customerservice@profilitec.com

Profilitec Ibérica, S.L.U.
e-mail: iberica@profilitec.com

